



AIR FOUNDATION SCHOOL SYSTEM ®

Syllabus Breakdown – Computer Science Grade 5

Reproduction Interdicted Document | CS/I-VIII-(90)

SDF-312115

a country-wide
school network

Syllabus Breakdown Computer Grade 5

AIR FOUNDATION SCHOOL SYSTEM
HEAD OFFICE ISLAMABAD/PAKISTAN



Teaching weeks per annum

For the regions where academic session begins in **April**

FIRST TERM: APRIL – SEPTEMBER

Expected Teaching Weeks

April	Teaching Week 1	Teaching Week 2	Teaching Week 3	Teaching Week 4
May	Teaching Week 5	Teaching Week 6	Teaching Week 7	First Midterm Examination
June	<i>Summer Vacation</i>	<i>Summer Vacation</i>	<i>Summer Vacation</i>	<i>Summer Vacation</i>
July	<i>Summer Vacation</i>	<i>Summer Vacation</i>	<i>Summer Vacation</i>	<i>Summer Vacation</i>
August	Teaching Week 8	Teaching Week 9	Teaching Week 10	Teaching Week 11
September	Teaching Week 12	Teaching Week 13	1st Term Examination	1st Term Examination

SECOND TERM: OCTOBER – MARCH

Expected Teaching Weeks

October	Teaching Week 14	Teaching Week 15	Teaching Week 16	Teaching Week 17
November	Teaching Week 18	Teaching Week 19	Teaching Week 20	Teaching Week 21
December	Teaching Week 22	Second Midterm Examination	<i>Winter Vacation</i>	<i>Winter Vacation</i>
January	Teaching Week 23	Teaching Week 24	Teaching Week 25	Teaching Week 26
February	Teaching Week 27	Teaching Week 28	Teaching Week 29	Teaching Week 30
March	<i>Revision Work</i>	Annual Examination	Annual Examination	<i>PTM & Annual Day</i>



Teaching weeks per annum

For the regions where academic session begins in **August**

FIRST TERM: AUGUST – DECEMBER

Expected Teaching Weeks

August	Teaching Week 1	Teaching Week 2	Teaching Week 3	Teaching Week 4
September	Teaching Week 5	Teaching Week 6	Teaching Week 7	First Midterm Examination
October	Teaching Week 8	Teaching Week 9	Teaching Week 10	Teaching Week 11
November	Teaching Week 12	Teaching Week 13	Teaching Week 14	Teaching Week 15
December	Midterm Examination	Midterm Examination	<i>Winter Vacation</i>	<i>Winter Vacation</i>

SECOND TERM: OCTOBER – MARCH

Expected Teaching Weeks

January	Teaching Week 16	Teaching Week 17	Teaching Week 18	Teaching Week 19
February	Teaching Week 20	Teaching Week 21	Teaching Week 22	Second Midterm Exam
March	Teaching Week 23	Teaching Week 24	Teaching Week 25	Teaching Week 26
April	Teaching Week 27	Teaching Week 28	Teaching Week 29	Teaching Week 30
May	<i>Revision Work</i>	Annual Examination	Annual Examination	<i>PTM & Annual Day</i>



Allocation of periods

Subjects and period distribution for preparing timetable, syllabus breakdown, lesson plans etc.

SN	SUBJECT	JUNIOR			PRIMARY		SECONDARY			EACH SUBJECT PER ANNUM
		GRADE - 1	GRADE - 2	GRADE - 3	GRADE - 4	GRADE - 5	GRADE - 6	GRADE - 7	GRADE - 8	
1	English Language	5	5	5	5	5	5	5	5	150
2	Urdu Language	5	5	5	5	5	5	5	5	
3	Mathematics	5	5	5	5	5	5	5	5	
4	Science	-	-	-	5	5	5	5	5	
5	General Knowledge	5	5	5	-	-	-	-	-	
6	Sindhi Language ¹	4	4	4	4	4	4	4	4	120
7	Social Studies	-	-	-	4	4	-	-	-	
8	Islamiyat	4	4	4	4	4	4	4	4	
9	Nazra-e-Quran ²	4	4	4	4	4	4	4	4	
10	Geography	-	-	-	-	-	3	3	3	90
11	Computer Science	3 SRM ³	3 SRM	3 SRM	3 SRM	3 SRM	3	3	3	
12	Life Skills	3 SRM	3 SRM	3 SRM	-	-	-	-	-	
13	Artwork	3 SRM	3 SRM	3 SRM	-	-	-	-	-	
14	History	-	-	-	-	-	2	2	2	60
15	Life Skills & Art	-	-	-	2 SRM	2 SRM	-	-	-	
		-	-	-	-	-	1 SRM	1 SRM	1 SRM	30
PERIODS PER WEEK		37	37	37	37	37	37	37	37	

¹ In Sindh Region only

² In all regions except Sindh

³ SRM: (Supplementary Reading Material)

**FIRST TERM | UNITS OR CHAPTERS DISTRIBUTION WITHIN 15 STUDY WEEKS OF 1st TERM.**

Study Week 1 [1/15 1/30] Unit#01 , Generations of Computers Page# 03-06	Study Week 2 [2/15 2/30] Unit#01 , Generations of Computers Page# 07-08	Study Week 3 [3/15 3/30] Unit#01 , Generations of Computers Unit#02 , Measuring the Computer's Memory Page # 08-12	Study Week 4[4/15 4/30] Unit#02 , Measuring the Computer's Memory Page # 12-13
Study Week 5 [5/15 5/30] Unit#02 , Measuring the Computer's Memory Unit#03 , Algorithms and Flowchart Page # 12-16	Study Week 6[6/15 6/30] Unit#03 , Algorithms and Flowchart Page # 17-19	Study Week 7 [7/15 7/30] Unit#03 , Algorithms and Flowchart Page # 19-21	Study Week 8[8/15 8/30] Unit#03 & 04 Page # 21-24
Study Week 9[9/15 9/30] Unit#04 , Working with colors and The image in the MS Paint. page # 25-29	Study Week 10(10/15 10/30) Unit#04 , Working with colors and The image in the MS Paint. page # 28-30	Study Week 11[11/15 11/30] Unit#05, Editing Text in the MS Word 2016 page # 31-35	Study Week 12(12/15 12/30) Unit#05, Editing Text in the MS Word 2016 page # 35-42
Study week (13/15 13/30) Unit#05, Editing Text in the MS Word 2016 page # 43-44	Study Week [14/15 14/30] Unit#06, Graphics in MS Word 2016 Page# 46-50	Study Week [15/15 15/30] Unit#06, Graphics in MS Word 2016 Page# 50-53	

**SECOND TERM / Final Term | UNITS OR CHAPTER DISTRIBUTION WITHIN 15 WEEKS OF THIS TERM.**

Study Week [1/15 16/30] Unit#06, Graphics in MS Word 2016 Page# 53-56	Study Week [2/15 17/30] Unit#06, Graphics in MS Word 2016 Page# 57-59	Study Week [3/15 18/30] Unit#07, Formatting Graphics in MS Word 2016 Page# 60-63	Study Week [4/15 19/30] Unit#07, Formatting Graphics in MS Word 2016 Page# 64-65
Study Week [5/15 18/30] Unit# 08, More about MS PowerPoint 2016 Page# 66-68	Study Week [6/15 19/30] Unit# 08, More about MS Power Point 2016. Page#68-71	Study Week [7/15 22/30] Unit# 08, More about MS Power Point 2016. Page#72-75	Study Week [8/15 23/30] Unit# 08, More about MS Power Point 2016. Page#75-79
Study Week [9/15 24/30] Unit# 08, More about MS Power Point 2016. Page#80-83	Study Week [10/15 25/30] Unit# 09, Internet Page# 84-87	Study Week [11/15 26/30] Unit# 09, Internet Page# 87-91	Study Week [12/15 27/30] Unit# 09, Internet Page# 92-93
Study Week [13/15 28/30] Unit# 10, Interactions in Scratch Page# 95-98	Study Week [14/15 29/30] Unit# 10, Interactions in Scratch Page# 99-105	Study Week [15/15 30/30] Unit# 10, Interactions in Scratch Page# 106-107	



1st Term

1 /15 1 /30

Daily Break-Up

This is our new teaching week.

Computer Class-V 40 min		TERM INFORMATION				
3 periods p/w 90 p/a		I	Apr-Sep	15 weeks	1 to 15	45 periods
		II	Oct-Mar	15 weeks	16 to 30	45 periods
MONTH	WEEK	PN	Unit#01 , Generations of Computers			
	Week 1	[90]	TOPIC CONTENT & PAGE NUMBER		WORKBOOK OR ACTIVITY CONTENTS	
		1.	First Generation Computers (1946-58) First Generation Computers (1959-64) Page#3-4		Reading, Explanation and discussion: Reading and explanation of the Dialog about first & 2 nd Generation Computer (1946-58) & (1959-64)	
		2.	3rd Generation Computers (1965-70) Page#4-5		Reading, Explanation and discussion: Reading and explanation of the Dialog about third Generation Computer (1965-70) Check your Progress: <ul style="list-style-type: none"> Name the type of computers that people use. 	
		3.	4th Generation Computers (1971-Present) Page#5-6		Reading, Explanation and discussion: Reading and explanation of the Dialog about fourth Generation Computer (1971-Present) Computers Manners <ul style="list-style-type: none"> Let Us Recall Keywords 	

Note: This breakup is provided for your daily planning. Daily lesson planning is the responsibility of the concerned teacher.



2 /15 2 /30

Daily Break-Up**This is our new teaching week.**

Computer Class-V 40 min 3 periods p/w 90 p/a		TERM INFORMATION			I Apr-Sep 15 weeks	1 to 15	45 periods
					II OctNov-Mar 15 weeks	16 to 30	45 periods
MONTH	WEEK 2	PN	Unit#01 , Generations of Computers				
	Week 2	[90]	TOPIC CONTENT & PAGE NUMBER			WORKBOOK OR ACTIVITY CONTENTS	
		4.	Test Yourself	Page# 7		Test Yourself: <ul style="list-style-type: none"> Solve the exercises A, B, & C. 	
		5.	Test Yourself	Page# 7-8		Solve D part: <ul style="list-style-type: none"> Write the answers of the given questions of exercise D 	
		6.	Test Yourself	Page# 8		Solve D part: <ul style="list-style-type: none"> Write the answers of the given questions of exercise D 	

Note: This breakup is provided for your daily planning. Daily lesson planning is the responsibility of the concerned teacher.



3 /15 3 /30

Daily Break-Up

This is our new teaching week.

Computer Class-V 40 min		TERM INFORMATION		I Apr-Sep	15 weeks	1 to 15	45 periods
3 periods p/w 90 p/a				II Oct-Mar	15 weeks	16 to 30	45 periods
MONTH	WEEK	PN	Unit#01 , Generations of Computers		Unit#02 , Measuring the Computer's Memory		
	Week 3	[90]	TOPIC CONTENT & PAGE NUMBER			WORKBOOK OR ACTIVITY CONTENTS	
		7.	Test Yourself Page# 8		<ul style="list-style-type: none"> Project Work: Complete the Project. 		
		8.	Measuring the Computer's MemoryPage#9-10		<ul style="list-style-type: none"> Reading and explanation of the topic. 		
		9.	Measuring the Computer's MemoryPage#11-12		<ul style="list-style-type: none"> Reading and explanation of the topic. Check Your Progress. Click Time Let Us Recall Key words 		

Note: This breakup is provided for your daily planning. Daily lesson planning is the responsibility of the concerned teacher.



4 /15 4 /30

Daily Break-Up

This is our new teaching week.

Computer Class-V 40 min 3 periods p/w 90 p/a			TERM INFORMATION	I Apr-Sep	15 weeks	1 to 15	45 periods
				II Oct-Mar	15 weeks	16 to 30	45 periods
MONTH	WEEK	PN	Unit#02 , Measuring the Computer's Memory				
	Week 4	[90]	TOPIC CONTENT & PAGE NUMBER			WORKBOOK OR ACTIVITY CONTENTS	
		10.	Test yourself:	Page#12-13		Test yourself: Solve exercise A , B, C , D & F.	
		11.	Test yourself:	Page#13		<ul style="list-style-type: none"> Answer these questions. (Q # 1 -5) 	
		12.	Test yourself:	Page#13		<ul style="list-style-type: none"> Go To Lab: Go to Lab complete theproject. 	

Note: This breakup is provided for your daily planning. Daily lesson planning is the responsibility of the concerned teacher.



5 /15 5 /30

Daily Break-Up

This is our new teaching week.

Computer Class-V 40 min		TERM INFORMATION		I	Apr-Sep	15 weeks	1 to 15	45 periods
3 periods p/w 90 p/a				II	Oct-Mar	15 weeks	16 to 30	45 periods
MONTH	WEEK	PN	Unit#02 , Measuring the Computer's Memory Unit#03 , Algorithms and Flowchart					
	Week 5	[90]	TOPIC CONTENT & PAGE NUMBER				WORKBOOK OR ACTIVITY CONTENTS	
		13.	Measuring the Computer's Memory					• Test of the exercises.
		14.	Algorithms and Flowchart		Page#14-15			• Reading and explanation of the topic Algorithms
		15.	Algorithms and Flowchart		Page# 15-16			• Reading and explanation of the topic Flowchart and Tell the students how to make a flow chart on computer.

Note: This breakup is provided for your daily planning. Daily lesson planning is the responsibility of the concerned teacher.



6 /15 6 /30

Daily Break-Up

This is our new teaching week.

Computer Class-V 40 min		TERM INFORMATION		I	Apr-Sep	15 weeks	1 to 15	45 periods
3 periods p/w 90 p/a				II	Oct-Mar	15 weeks	16 to 30	45 periods
MONTH	WEEK	PN	Unit#03 , Algorithms and Flowchart					
	Week 6	[90]	TOPIC CONTENT & PAGE NUMBER			WORKBOOK OR ACTIVITY CONTENTS		
		16.	Click Time	Page# 17		Make a given flow a chart on computer.		
		17.	Loop	Page# 17-18		Explain about loop and make a loop on computer. Check Your Progress:		
		18.	Loop	Page# 18-19		Computers Memory: Let Us recall key points. And Learn Keywords.		

Note: This breakup is provided for your daily planning. Daily lesson planning is the responsibility of the concerned teacher.



7 /15 7 /30

Daily Break-Up

This is our new teaching week.

Computer		Class-V 40 min		TERM INFORMATION		I Apr-Sep 15 weeks		1 to 15		45 periods		
3 periods p/w 90 p/a				II Oct-Mar 15 weeks		16 to 30				45 periods		
MONTH	WEEK	PN	Unit#03 , Algorithms and Flowchart									
	Week 7	[90]	TOPIC CONTENT & PAGE NUMBER					WORKBOOK OR ACTIVITY CONTENTS				
		19.	Test Yourself	Page# 19-20		Test yourself: Exercise A. <ul style="list-style-type: none"> • Tick the correct answers. • Also Solve B, C, E & F exercises. 						
		20.	Test Yourself	Page# 21		Test yourself: Exercise D. <ul style="list-style-type: none"> • Write the answers of the given questions. 						
		21.	Test Yourself	Page# 21		<ul style="list-style-type: none"> • Go to the lab • Write an algorithm and draw a flow chart for making lemonade • Draw a flow chart for calculating your total marks. 						

Note: This breakup is provided for your daily planning. Daily lesson planning is the responsibility of the concerned teacher



8 /15 8 /30

Daily Break-Up

This is our new teaching week.

Computer Class-V 40 min		TERM INFORMATION				
3 periods p/w 90 p/a		I	Apr-Sep	15 weeks	1 to 15	45 periods
		II	Oct-Mar	15 weeks	16 to 30	45 periods
MONTH	WEEK	PN	Unit#03 , Algorithms and Flowchart Unit#04 , Working with colors and The image in the MS Paint.			
	Week 8	[90]	TOPIC CONTENT & PAGE NUMBER			WORKBOOK OR ACTIVITY CONTENTS
		22.	Test Yourself	Page# 21	<ul style="list-style-type: none"> Go to the lab Draw a flow chart for Algorithm for Shutting down a computer. 	
		23.	Create Custom Colours	Page# 21-22	Tell the students how to create a custom colours. Click Time:	
		24.	The Image Menu	Page# 23-24	Reading and explanation of image menu. Click Time: Cool Tip:	

Note: This breakup is provided for your daily planning. Daily lesson planning is the responsibility of the concerned teacher.



9 /15 9 /30

Daily Break-Up

This is our new teaching week.

Computers Class-V 40 min 3 periods p/w 90 p/a			TERM INFORMATION				
			I	Apr-Sep	15 weeks	1 to 15	45 periods
			II	Oct-Mar	15 weeks	16 to 30	45 periods
MONTH	WEEK	PN	Unit#04 , Working with colors and The image in the MS Paint.				
	Week 9	[90]	TOPIC CONTENT & PAGE NUMBER			WORKBOOK OR ACTIVITY CONTENTS	
		25.	Stretch and Skew	Page# 25-26		<ul style="list-style-type: none"> Reading and explanation of the topic. Check your progress. 	
		26.	Attributes and Clear Image	page # 26-27		Reading, Discussion and explanation. Attributes and Clear Image Computers Manners Let us Recall and Keywords	
		27.	Test Yourself	Page# 28-29		<ul style="list-style-type: none"> Solve the exercises A, C, D and E. 	


Note: This breakup is provided for your daily planning. Daily lesson planning is the responsibility of the concerned teacher.



10/15 10/30

Daily Break-Up

This is our new teaching week.



Computers		Class-V 40 min	TERM INFORMATION			
3 periods p/w 90 p/a			I	Apr-Sep	15 weeks	1 to 15
			II	Oct-Mar	15 weeks	16 to 30
MONTH	WEEK	PN	Unit#04 , Working with colors and The image in the MS Paint.			
	Week 10	[90]	TOPIC CONTENT & PAGE NUMBER			WORKBOOK OR ACTIVITY CONTENTS
		28.	Test Yourself	Page# 28	<ul style="list-style-type: none"> Solve the exercise B. 	
		29.	Test Yourself	Page# 28	<ul style="list-style-type: none"> Solve the exercise B. 	
		30.	Go to Lab	Page#30	<ul style="list-style-type: none"> Go to the lab and do the practicalwork. 	


Note: This breakup is provided for your daily planning. Daily lesson planning is the responsibility of the concerned teacher.



11/15 11/30

Daily Break-Up

This is our new teaching week.



Computers Class-V 40 min 3 periods p/w 90p/a			TERM INFORMATION	I Apr-Sep	15 weeks	1 to 15	45 periods
				II Oct-Mar	15 weeks	16 to 30	45 periods
MONTH	WEEK	PN	Unit#05, Editing Text in the MS Word 2016				
	Week 11	[90]	TOPIC CONTENT & PAGE NUMBER			WORKBOOK OR ACTIVITY CONTENTS	
		31.	Selecting Text	Page# 31-32	Reading and Explanation. • Selecting Text.		
		32.	Inserting Text	Page# 32-33	Reading and Explanation. • Inserting text • Click Time		
		33.	Deleting Text Copying and Pasting text.	Page# 33-35	<ul style="list-style-type: none"> • Tell the students how to delete the text. • Tell the students how to copy and pastethe text. Also tell the cool Tip. 		

Note: This breakup is provided for your daily planning. Daily lesson planning is the responsibility of the concerned teacher.



12/15 12/30

Daily Break-Up

This is our new teaching week.

Computers Class-V 40 min 3 periods p/w 90 p/a			TERM INFORMATION				
			I	Apr-Sep	15 weeks	1 to 15	45 periods
			II	Oct-Mar	15 weeks	16 to 30	45 periods
MONTH	WEEK	PN	Unit#05, Editing Text in the MS Word 2016				
	Week 12	[90]	TOPIC CONTENT & PAGE NUMBER			WORKBOOK OR ACTIVITY CONTENTS	
		34.	Moving, cutting and pasting text. Page# 35-36			<ul style="list-style-type: none"> Read about Moving, cutting and pasting text. 	
		35.	Change Case Page# 37-39			Read about <ul style="list-style-type: none"> Change Case Check Your Progress. Check Spellings Click Time. 	
		36.	Check Spellings Page# 40-42			Read about <ul style="list-style-type: none"> Finding and replacing text. Click Time. Let Us recall And Keywords 	

Note: This breakup is provided for your daily planning. Daily lesson planning is the responsibility of the concerned teacher.



13/15 13/30

Daily Break-Up

This is our new teaching week.

Computers Class-V 40 min 3 periods p/w 90 p/a		TERM INFORMATION				I Apr-Sep 15 weeks 1 to 15	45 periods
						II Oct-Mar 15 weeks 16 to 30	45 periods
MONTH	WEEK	PN	Unit#05, Editing Text in the MS Word 2016				
		[90]	TOPIC CONTENT & PAGE NUMBER			WORKBOOK OR ACTIVITY CONTENTS	
	Week 13	37.	Test Yourself	Page# 43-44		<ul style="list-style-type: none"> Solve exercise A, B C and E. and few questions of exercise D. 	
		38.	Test Yourself	Page# 43-44		Test yourself: (D) Answer these questions	
		39.	Go to Lab	Page# 44		<ul style="list-style-type: none"> Go To lab and Do the practical's. 	

Note: This breakup is provided for your daily planning. Daily lesson planning is the responsibility of the concerned teacher.



14/15 14/30

Daily Break-Up

This is our new teaching week.

Computers Class-V 40 min		TERM INFORMATION				
3 periods p/w 90 p/a		I	Apr-Sep	15 weeks	1 to 15	45 periods
		II	Oct-Mar	15 weeks	16 to 30	45 periods
MONTH	WEEK	PN	Unit#06, Graphics in MS Word 2016			
	Week 14	[90]	TOPIC CONTENT & PAGE NUMBER		WORKBOOK OR ACTIVITY CONTENTS	
		40.	Using Auto Shapes	Page# 46-47	Reading, explanation and practical work of the following Topic: <ul style="list-style-type: none"> Using Auto Shapes 	
		41.	Using Auto Shapes	Page# 48	<ul style="list-style-type: none"> Cool Tip: Click Time: Create a heart-shaped poster with the text “Happy Mother’s Day”. 	
		42.	Changing outline colour and Thickness of the shape	Page# 49-50	Reading, explanation and practical work of the following Topic: <ul style="list-style-type: none"> Changing outline colour and Thickness of the shape and changing in fill in colour of the shape. Click Time 	


Note: This breakup is provided for your daily planning. Daily lesson planning is the responsibility of the concerned teacher.



15/15 15/30

Daily Break-Up

This is our new teaching week.



Computers Class-V 40 min		TERM INFORMATION				I Apr-Sep 15 weeks 1 to 15 45periods	
3 periods p/w 90 p/a						II Oct-Mar 15 weeks 16 to 30 45 periods	
MONTH	WEEK	PN	Unit#06, Graphics in MS Word 2016				
	Week 15	[90]	TOPIC CONTENT & PAGE NUMBER			WORKBOOK OR ACTIVITY CONTENTS	
		43.	Adding Shadow to objects Page# 50-51			Reading, explanation and practical work of the following Topic: <ul style="list-style-type: none">Adding Shadow to objects	
		44.	Adding Shadow to objects Page# 51-52			Reading, explanation and practical work of the following Topic: <ul style="list-style-type: none">Adding 3-D effects	
		45.	Pictures Page# 52-53			Reading, explanation and practical work of the following Topic: <ul style="list-style-type: none">Inserting Word Art, Formatting Word Art	


Note: This breakup is provided for your daily planning. Daily lesson planning is the responsibility of the concerned teacher.



1/15 16/30

Daily Break-Up

This is our new teaching week.



Computers Class-V 40 min		TERM INFORMATION				
3 periods p/w 45 p/a		I	Apr-Oct	15 weeks	1 to 15	45 periods
		II	Nov-Mar	15 weeks	16 to 30	45 periods
MONTH	WEEK	PN	Unit#06, Graphics in MS Word 2016			
	Week 16	[90]	TOPIC CONTENT & PAGE NUMBER			WORKBOOK OR ACTIVITY CONTENTS
		46.	Pictures	Page# 53-54	Reading, explanation and practical work of the following Topic: <ul style="list-style-type: none"> • , Formatting WordArt • Cool Tip 	
		47.	Inserting Click Art	Page# 55-56	<ul style="list-style-type: none"> • Click Time • Inserting Click Art 	
		48.	Inserting a picture from a File	Page# 55-56	Reading, explanation and practical work of the following Topic: <ul style="list-style-type: none"> • Inserting a picture from a File • Check Your progress 	

Note: This breakup is provided for your daily planning. Daily lesson planning is the responsibility of the concerned teacher.



2/15 17/30

Daily Break-Up

This is our new teaching week.

Computers Class-V 40 min 3 periods p/w 90 p/a			TERM INFORMATION				
			I	Apr-Sep	15 weeks	1 to 15	45 periods
			II	Oct-Mar	15 weeks	16 to 30	45 periods
MONTH	WEEK	PN	Unit#06, Graphics in MS Word 2016				
	Week 17	[90]	TOPIC CONTENT & PAGE NUMBER			WORKBOOK OR ACTIVITY CONTENTS	
		49.	Pictures	Page# 57--58		<ul style="list-style-type: none"> Let Us Recall Keywords Test Yourself (Solve exercise A till C) 	
		50.	Test Yourself	Page# 58		<ul style="list-style-type: none"> Solve Exercise D. Answer these questions 	
		51.	Go To Lab	Page# 58-59		<ul style="list-style-type: none"> Go To lab and do practicals in lab. 	


Note: This breakup is provided for your daily planning. Daily lesson planning is the responsibility of the concerned teacher.



3/15 18/30

Daily Break-Up

This is our new teaching week.



Computers Class-V 40 min		TERM INFORMATION				
3 periods p/w 90 p/a		I	Apr-Sep	15 weeks	1 to 15	45 periods
		II	Oct-Mar	15 weeks	16 to 30	45 periods
MONTH	WEEK	PN	Unit#07, Formatting Graphics in MS Word 2016			
	Week 18	[90]	TOPIC CONTENT & PAGE NUMBER		WORKBOOK OR ACTIVITY CONTENTS	
		52.	Wrapping Text and Moving a picture Page# 60--61		Reading, explanation and practical work of the following Topic: <ul style="list-style-type: none"> • Rapping text and moving a picture. • Check Your progress 	
		53.	Resizing and Rotating a picture. Page# 61-62		Reading, explanation and practical work of the following Topic: <ul style="list-style-type: none"> ☐ Resizing and rotating a picture. ☐ Cool Tip 	
		54.	To change a picture's colour options Cropping a picture Page# 62-63		Reading, explanation and practical work of the following Topic: <ul style="list-style-type: none"> ☐ To change a picture's colour options ☐ Cropping a picture 	

Note: This breakup is provided for your daily planning. Daily lesson planning is the responsibility of the concerned teacher.



4/15 19/30

Daily Break-Up

This is our new teaching week.

Computers Class-V 40 min 3 periods p/w 90 p/a			TERM INFORMATION				
			I	Apr-Sep	15 weeks	1 to 15	45 periods
			II	Oct-Mar	15 weeks	16 to 30	45 periods
MONTH	WEEK	PN	Unit#07, Formatting Graphics in MS Word 2016				
	Week 19	[90]	TOPIC CONTENT & PAGE NUMBER			WORKBOOK OR ACTIVITY CONTENTS	
		55.	Cropping a picture	Page# 64	Reading, explanation and practical work of the following Topic: <ul style="list-style-type: none"> Cropping a picture in a shape. Click Time 		
		56.	Let Us Recall, Keywords Test Yourself	Page# 65	<ul style="list-style-type: none"> Recall key points and Learn keywords and solution of exercise A. 		
		57.	Test Yourself	Page# 65	<ul style="list-style-type: none"> Exercise B. Answer the given questions. 		


Note: This breakup is provided for your daily planning. Daily lesson planning is the responsibility of the concerned teacher.



5/15 20/30

Daily Break-Up

This is our new teaching week.



Computers Class-V 40 min		TERM INFORMATION				
3 periods p/w 90 p/a		I	Apr-Sep	15 weeks	1 to 15	45 periods
		II	Oct-Mar	15 weeks	16 to 30	45 periods
MONTH	WEEK	PN	Unit#07, Formatting Graphics in MS Word 2016 Unit# 08, More about MS Power Point 2016			
	Week 20	[90]	TOPIC CONTENT & PAGE NUMBER		WORKBOOK OR ACTIVITY CONTENTS	
		58.	Go To Lab	Page# 66	<ul style="list-style-type: none"> Create a given page on MS Word. 	
		59.	Project Work	Page# 66	<ul style="list-style-type: none"> Complete project work. 	
		60.	Creating a new presentation	Page# 67-68	Reading, explanation and practical work of the following Topic: <ul style="list-style-type: none"> Creating a new presentation. 	

Note: This breakup is provided for your daily planning. Daily lesson planning is the responsibility of the concerned teacher.



6/15 21/30

Daily Break-Up

This is our new teaching week.

Computers Class-V 40 min		TERM INFORMATION				I Apr-Sep 15 weeks 1 to 15 45 periods	
3 periods p/w 90 p/a						II Oct-Mar 15 weeks 16 to 30 45 periods	
MONTH	WEEK	PN	Unit# 08, More about MS Power Point 2016				
	Week 21	[90]	TOPIC CONTENT & PAGE NUMBER			WORKBOOK OR ACTIVITY CONTENTS	
		61.	Changing a background of a slide Page# 68-69			Reading, explanation and practical work of the following Topic: • Changing a background of a slide.	
		62.	Changing a background of a slide Page# 69-70			Reading, explanation and practical work of the following Topic: • Changing a background of a slide	
		63.	Click Time Page# 71			• Click Time • Inserting Word Art	

Note: This breakup is provided for your daily planning. Daily lesson planning is the responsibility of the concerned teacher.



7/15 22/30

Daily Break-Up

This is our new teaching week.

Computers Class-V 40 min		TERM INFORMATION				
3 periods p/w 45 p/a		I	Apr-Oct	15 weeks	1 to 15	45 periods
		II	Nov-Mar	15 weeks	16 to 30	45 periods
MONTH	WEEK	PN	Unit# 08, More about MS Power Point 2016			
	Week 22	[90]	TOPIC CONTENT & PAGE NUMBER		WORKBOOK OR ACTIVITY CONTENTS	
		64.	Adding Text Anywhere	Page# 72	Reading, explanation and practical work of the following Topic: <ul style="list-style-type: none"> Adding Text anywhere. 	
		65.	Formatting Text	Page# 73	Reading, explanation and practical work of the following Topic: <ul style="list-style-type: none"> Formatting Text Click Time 	
		66.	Inserting Clip Art	Page# 74-75	Reading, explanation and practical work of the following Topic: <ul style="list-style-type: none"> Inserting Clip Art Inserting a picture from a file 	


Note: This breakup is provided for your daily planning. Daily lesson planning is the responsibility of the concerned teacher.



8/15 23/30

Daily Break-Up

This is our new teaching week.



Computers Class-V 40 min		TERM INFORMATION				I Apr-Sep 15 weeks 1 to 15 45 periods
3 periods p/w 90 p/a						II Oct-Mar 15 weeks 16 to 30 45 periods
MONTH	WEEK	PN	Unit# 08, More about MS Power Point 2016			
	Week 23	[90]	TOPIC CONTENT & PAGE NUMBER		WORKBOOK OR ACTIVITY CONTENTS	
		67.	Viewing and Browsing a Presentation Page# 75-76		Reading, explanation and practical work of the following Topic: • Viewing and Browsing a Presentation	
		68.	Viewing and Browsing a Presentation Page# 76-77		Reading, explanation and practical work of the following Topic: • Viewing and Browsing a Presentation • Cool Tip	
		69.	Working with Slides Page# 77-79		Reading, explanation and practical work of the following Topic: • Working with Slides • Click Time • Cool Tip • Check your progress	

Note: This breakup is provided for your daily planning. Daily lesson planning is the responsibility of the concerned teacher.



9/15 24/30

Daily Break-Up

This is our new teaching week.

Computers Class-V 40 min		TERM INFORMATION				
3 periods p/w 90 p/a		I	Apr-Sep	15 weeks	1 to 15	45 periods
		II	Oct-Mar	15 weeks	16 to 30	45 periods
MONTH	WEEK	PN	Unit# 08, More about MS Power Point 2016			
	Week 24	[90]	TOPIC CONTENT & PAGE NUMBER		WORKBOOK OR ACTIVITY CONTENTS	
		70.	Test Yourself	Page# 80-81	<ul style="list-style-type: none"> Solve exercise A till C. 	
		71.	Test Yourself	Page# 81	<ul style="list-style-type: none"> Solve exercise D. Answer these questions 	
		72.	Go To Lab	Page# 82-83	<ul style="list-style-type: none"> Create a presentation with at least sixslides on “ Clean and green Environment”. Create presentation with the followingslides. Project For Home Work. 	

Note: This breakup is provided for your daily planning. Daily lesson planning is the responsibility of the concerned teacher.



10/15 25/30

Daily Break-Up

This is our new teaching week.

Computers Class-V 40 min		TERM INFORMATION				I Apr-Sep 15 weeks 1 to 15 45 periods	
3 periods p/w 90 p/a						II Oct-Mar 15 weeks 16 to 30 45 periods	
MONTH	WEEK	PN	Unit# 09, Internet				
	Week 25	[90]	TOPIC CONTENT & PAGE NUMBER			WORKBOOK OR ACTIVITY CONTENTS	
		73.	Internet & Uses of Internet Page# 84-85			Reading, explanation and practical work of the following Topic: <ul style="list-style-type: none">What is internet and Uses of Internet	
		74.	Requirements to Get Connected To the Internet Page# 85-86			Reading, explanation and practical work of the following Topic: <ul style="list-style-type: none">Requirements to Get Connected To the InternetCheck Your Progress.	
		75.	Microsoft Edge Page# 86-87			Reading, explanation and practical work of the following Topic: <ul style="list-style-type: none">How to open the Microsoft EdgeAddress Bar	

Note: This breakup is provided for your daily planning. Daily lesson planning is the responsibility of the concerned teacher.



11/15 26/30

Daily Break-Up

This is our new teaching week.

Computers Class-V 40 min		TERM INFORMATION				
3 periods p/w 90 p/a		I	Apr-Sep	15 weeks	1 to 15	45 periods
		II	Oct-Mar	15 weeks	16 to 30	45 periods
MONTH	WEEK	PN	Unit# 09, Internet			
	Week 26	[90]	TOPIC CONTENT & PAGE NUMBER		WORKBOOK OR ACTIVITY CONTENTS	
		76.	Navigation Buttons	Page# 87-88	Reading, explanation and practical work of the following Topic: <ul style="list-style-type: none"> Navigation Buttons Check Your Progress. 	
		77.	World Wide Web (WWW)	Page# 89-90	Reading, explanation and practical work of the giventopic:	
		78.	Let Us Recall Keywords Test Yourself	Page# 90-91	<ul style="list-style-type: none"> Let Us Recall of key points Learn Keywords Complete exercise A & B. 	

Note: This breakup is provided for your daily planning. Daily lesson planning is the responsibility of the concerned teacher.



12/15 27 /30

Daily Break-Up**This is our new teaching week.**

Computers Class-V 40 min		TERM INFORMATION				I Apr-Sep 15 weeks 1 to 15 45 periods	
3 periods p/w 90 p/a						II Oct-Mar 15 weeks 16 to 30 45 periods	
MONTH	WEEK	PN	Unit# 09, Internet				
	Week 27	[90]	TOPIC CONTENT & PAGE NUMBER			WORKBOOK OR ACTIVITY CONTENTS	
		79.	Test Yourself	Page# 92-		<ul style="list-style-type: none"> Complete the exercise C. Exercise D till F for Home work. 	
		80.	Go To Lab	Page# 93		<ul style="list-style-type: none"> Perform practical work in computer Lab. 	
		81.	Go To Lab	Page# 93		<ul style="list-style-type: none"> Perform practical work in computer Lab. 	


Note: This breakup is provided for your daily planning. Daily lesson planning is the responsibility of the concerned teacher.



13/15 28/30

Daily Break-Up

This is our new teaching week.



Computers Class-V 40 min		TERM INFORMATION		I Apr-Sep	15 weeks	1 to 15	39 periods
3 periods p/w 90 p/a				II Oct-Mar	15 weeks	16 to 30	51 periods
MONTH	WEEK	PN	Unit# 10, Interactions in Scratch				
	Week 28	[90]	TOPIC CONTENT & PAGE NUMBER		WORKBOOK OR ACTIVITY CONTENTS		
		82.	Interactions in Scratch	Page# 95-96	<ul style="list-style-type: none"> Let Us revise some learnt “Scratch” commands and terms. 		
		83.	Debugging	Page# 96-97	Reading, explanation and practical work of the following Topic: <ul style="list-style-type: none"> Debugging Debugging Approach 		
		84.	Understanding the function	Page# 98	Reading, explanation and practical work of the given Topic.		

Note: This breakup is provided for your daily planning. Daily lesson planning is the responsibility of the concerned teacher.



14/15 29/30

Daily Break-Up

This is our new teaching week.

Computers Class-V 40 min		TERM INFORMATION				
3 periods p/w 90 p/a		I	Apr-Sep	15 weeks	1 to 15	45 periods
		II	Oct-Mar	15 weeks	16 to 30	45 periods
MONTH	WEEK	PN	Unit# 10, Interactions in Scratch			
	Week 29	[90]	TOPIC CONTENT & PAGE NUMBER		WORKBOOK OR ACTIVITY CONTENTS	
		85.	Finding and Fixing the problem Page# 99-100		<ul style="list-style-type: none"> Tell the students how to find and fix the problem. Click Time Check Your Progress 	
		86.	Game Building	Page# 101-102	Reading, explanation and practical work of the following Topic: <ul style="list-style-type: none"> Game Building 	
		87.	Game Building	Page# 103-105	Reading, explanation and practical work of the following Topic: Game Building	

Note: This breakup is provided for your daily planning. Daily lesson planning is the responsibility of the concerned teacher.



15/15 30/30

Daily Break-Up

This is our new teaching week.

Computers Class-V 40 min 3 periods p/w 90 p/a			TERM INFORMATION	I Apr-Sep	15 weeks	1 to 15	45 periods
			II Oct-Mar	15 weeks	16 to 30	45 periods	
MONTH	WEEK	PN	Unit# 10, Interactions in Scratch				
	Week 30	[90]	TOPIC CONTENT & PAGE NUMBER			WORKBOOK OR ACTIVITY CONTENTS	
		88.	Finding and Fixing the problem Page# 106			<ul style="list-style-type: none"> Let Us Recall. Key words Exercise A & C. 	
		89.	Go To Lab Page# 107			<ul style="list-style-type: none"> Go to the lab and do practical work 	
		90.	Project Work Page# 107			Reading, explanation and practical work of the following Topic: Game Building	

Note: This breakup is provided for your daily planning. Daily lesson planning is the responsibility of the concerned teacher.