



Syllabus Breakdown English Grade 4

AIR FOUNDATION SCHOOL SYSTEM
ISLAMABAD/PAKISTAN



Teaching weeks per annum

For the regions where academic session begins in **April**

FIRST TERM: APRIL – SEPTEMBER

Expected Teaching Weeks

April	Teaching Week 1	Teaching Week 2	Teaching Week 3	Teaching Week 4
May	Teaching Week 5	Teaching Week 6	Teaching Week 7	First Midterm Examination
June	Summer Vacation	Summer Vacation	Summer Vacation	Summer Vacation
July	Summer Vacation	Summer Vacation	Summer Vacation	Summer Vacation
August	Teaching Week 8	Teaching Week 9	Teaching Week 10	Teaching Week 11
September	Teaching Week 12	Teaching Week 13	1st Term Examination	1st Term Examination

SECOND TERM: OCTOBER – MARCH

Expected Teaching Weeks

October	Teaching Week 14	Teaching Week 15	Teaching Week 16	Teaching Week 17
November	Teaching Week 18	Teaching Week 19	Teaching Week 20	Teaching Week 21
December	Teaching Week 22	Second Midterm Examination	Winter Vacation	Winter Vacation
January	Teaching Week 23	Teaching Week 24	Teaching Week 25	Teaching Week 26
February	Teaching Week 27	Teaching Week 28	Teaching Week 29	Teaching Week 30
March	Revision Work	Annual Examination	Annual Examination	PTM & Annual Day



Teaching weeks per annum

For the regions where academic session begins in **August**

FIRST TERM: AUGUST – DECEMBER

Expected Teaching Weeks

August	Teaching Week 1	Teaching Week 2	Teaching Week 3	Teaching Week 4
September	Teaching Week 5	Teaching Week 6	Teaching Week 7	First Midterm Examination
October	Teaching Week 8	Teaching Week 9	Teaching Week 10	Teaching Week 11
November	Teaching Week 12	Teaching Week 13	Teaching Week 14	Teaching Week 15
December	Midterm Examination	Midterm Examination	<i>Winter Vacation</i>	<i>Winter Vacation</i>

SECOND TERM: OCTOBER – MARCH

Expected Teaching Weeks

January	Teaching Week 16	Teaching Week 17	Teaching Week 18	Teaching Week 19
February	Teaching Week 20	Teaching Week 21	Teaching Week 22	Second Midterm Exam
March	Teaching Week 23	Teaching Week 24	Teaching Week 25	Teaching Week 26
April	Teaching Week 27	Teaching Week 28	Teaching Week 29	Teaching Week 30
May	<i>Revision Work</i>	Annual Examination	Annual Examination	<i>PTM & Annual Day</i>



Allocation of periods

Subjects and period distribution for preparing timetable, syllabus breakdown, lesson plans etc.

SN	SUBJECT	JUNIOR			PRIMARY		SECONDARY			EACH SUBJECT PER ANNUM
		GRADE - 1	GRADE - 2	GRADE - 3	GRADE - 4	GRADE - 5	GRADE - 6	GRADE - 7	GRADE - 8	
1	English Language	5	5	5	5	5	5	5	5	150
2	Urdu Language	5	5	5	5	5	5	5	5	
3	Mathematics	5	5	5	5	5	5	5	5	
4	Science	-	-	-	5	5	5	5	5	
5	General Knowledge	5	5	5	-	-	-	-	-	
6	Sindhi Language ¹	4	4	4	4	4	4	4	4	120
7	Social Studies	-	-	-	4	4	-	-	-	
8	Islamiyat	4	4	4	4	4	4	4	4	
9	Nazra-e-Quran ²	4	4	4	4	4	4	4	4	
10	Geography	-	-	-	-	-	3	3	3	90
11	Computer Science	3 SRM ³	3 SRM	3 SRM	3 SRM	3 SRM	3	3	3	
12	Life Skills	3 SRM	3 SRM	3 SRM	-	-	-	-	-	
13	Artwork	3 SRM	3 SRM	3 SRM	-	-	-	-	-	
14	History	-	-	-	-	-	2	2	2	60
15	Life Skills & Art	-	-	-	2 SRM	2 SRM	-	-	-	
		-	-	-	-	-	1 SRM	1 SRM	1 SRM	30
PERIODS PER WEEK		37	37	37	37	37	37	37	37	

¹ In Sindh Region only

² In all regions except Sindh

³ SRM: (Supplementary Reading Material)



FIRST TERM | UNITS OR CHAPTERS DISTRIBUTION WITHIN 15 STUDY WEEKS OF THIS TERM.

Study Week 1 [1/15 1/30] Lesson #01, Kindness of Hazrat Muhammad ﷺ page # 7-08	Study Week 2 [2/15 2/30] Lesson #01, Kindness of Hazrat Muhammad ﷺ page # 09-12 Grammar	Study Week 3 [3/15 3/30] lesson #01 & 02 Page #13-16 Grammar	Study Week 4[4/15 4/30] lesson #02, Page # 17-22 Grammar
Study Week 5 [5/15 5/30] Lesson #02 & 03 page # 21-24 Grammar	Study Week 6[6/15 6/30] Lesson #03 page # 25-28 Grammar	Study Week 7 [7/15 7/30] Lesson #03 page # 28-33 Grammar	Study Week 8[8/15 8/30] Lesson #04, page # 34-39 Grammar
Study Week 9[9/15 9/30] Lesson #05, page # 40-47Grammar	Study Week 10(10/15 10/30] Lesson #05 & 06 page # 47-54 Grammar page # 19-20	Study Week 11[11/15 11/30] Lesson #06 Page# 55-60 Grammar	Study Week 12(12/15 12/30] Lesson #06 Page# 61-65 Grammar
Study Week (13/15 13/30] Lesson #07, page # 66-74	Study Week [14/15 14/30] Lesson #08, A Stonecutter Page# 66-70	Study Week [15/15 15/30] Lesson #08, A Stonecutter Page# 66-70	

**SECOND TERM / Final Term | UNITS OR CHAPTER DISTRIBUTION WITHIN 15 WEEKS OF THIS TERM.**

Study Week [1/15 16/30] Lesson #08, A Stonecutter Page# 71-74	Study Week [2/15 17/30] Lesson #09, A Nation's Strength Page# 75-78	Study Week [3/15 18/30] Lesson #09, A Nation's Strength Page# 78-81	Study Week [4/15 19/30] Lesson #10, Sarah and Fluffy Page# 82-85
Study Week [5/15 20/30] Lesson #10, Sarah and Fluffy Page# 85-89	Study Week [6/15 21/30] Review 2 Page# 90-91	Study Week [7/15 22/30] Lesson # 11, A letter Page# 92-96	Study Week [8/15 23/30] Lesson # 11, A letter Lesson# 12, Safety First Page# 97-103
Study Week [9/15 24/30] Lesson# 12, Safety First Page# 103-106	Study Week [10/15 25/30] Lesson #13, Local Sports of Pakistan Page# 107-110	Study Week [11/15 26/30] Lesson #13, Local Sports of Pakistan Page# 110-112	Study Week [12/15 27/30] Lesson #13, Local Sports of Pakistan Lesson# 14, The Quarrel Page# 112-114
Study Week [13/15 28/30] Lesson# 14, The Quarrel Page# 115-118	Study Week [14/15 29/30] Lesson# 14, The Quarrel Lesson# 15: My Diary Page# 115-122	Study Week [15/15 30/30] Lesson# 15: My Diary Page # 122-126	




1st Term

1 /15 1 /30

Daily Break-Up

This is our new teaching week.



English Class-4 40 min 5 periods p/w 150 p/a		TERM INFORMATION		I Apr-Oct	15 weeks	1 to 15	75 periods
				II Nov-Mar	15 weeks	16 to 30	75 periods
MONTH	WEEK	PN	Lesson #01, Kindness of Hazrat Muhammad ﷺ				
	Week 1	[150]	TOPIC/CONTENT & PAGE NUMBER		WORKBOOK / ACTIVITY CONTENTS		
		1.	Kindness of Hazrat Muhammad ﷺ	Page # 6	<ul style="list-style-type: none"> • Workbook or Activity • Concept of Kindness • Student will share and discuss the information about topic. 		
		2.	Kindness of Hazrat Muhammad ﷺ	Page # 6-7	<ul style="list-style-type: none"> • Group Discussion • Why should we be kind to one another? • Group Discussion of the chapter and explanation of lesson • Pre Reading • Teacher will explain and complete Reading Page # 7 		
		3.	Kindness of Hazrat Muhammad ﷺ	Page # 6-7	<ul style="list-style-type: none"> • Revise the Reading 		
		4.	Kindness of Hazrat Muhammad ﷺ	Page # 7, 8	<ul style="list-style-type: none"> • Read and Listen Carefully • Teacher will read and explain • Page # 8 and underline difficult words 		
		5.	Kindness of Hazrat Muhammad ﷺ	Page # 7, 8	<ul style="list-style-type: none"> • Explain 		



2 /15 2 /30
Daily Break-Up

This is our new teaching week.

English Class-4 40 min 5 periods p/w 150 p/a		TERM INFORMATION		I Apr-Oct	15 weeks	1 to 15	75 periods
				II Nov-Mar	15 weeks	16 to 30	75 periods
MONTH	WEEK	PN	Lesson #01, Kindness of Hazrat Muhammad ﷺ				
		[150]	TOPIC / CONTENT & PAGE NUMBER		WORKBOOK / ACTIVITY CONTENTS		
	Week 2	6.	Kindness of Hazrat Muhammad ﷺ	Page # 9	Oral Communication Learning the Sound Expression of like and dislike.		
		7.	Kindness of Hazrat Muhammad ﷺ	Page # 10	Solve Exercise on Textbook.		
		8.	Kindness of Hazrat Muhammad ﷺ	Page # 10	Answer The Question Homework Select the right Answer.		
		9.	Kindness of Hazrat Muhammad ﷺ	Page # 11	<ul style="list-style-type: none"> • Vocabulary Building • Homework Learn The Spell. 		
		10.	Kindness of Hazrat Muhammad ﷺ	Page # 12	<ul style="list-style-type: none"> • Grammar • Blanks with collective noun. • Picture Description • What is happening in the picture. 		


Note: This breakup is provided for your daily planning. Daily lesson planning is the responsibility of the concerned teacher.



3 /15 3 /30

Daily Break-Up

This is our new teaching week.



English Class-4 40 min 5 periods p/w 150 p/a		TERM INFORMATION		I Apr-Oct 15 weeks 1 to 15 75 periods
				II Nov-Mar 15 weeks 16 to 30 75 periods
MONTH	WEEK	PN	Unit # 01 Kindness of Hazrat Muhammad ﷺ, Unit # 02, Grand Father’s Garden	
	Week 3	[150]	TOPIC/CONTENT & PAGE NUMBER	WORKBOOK / ACTIVITY CONTENTS
		11.	Kindness of Hazrat Muhammad ﷺ Page # 13	Writing Learning to write short note on (Role Model)
		12.	Kindness of Hazrat Muhammad ﷺ Page # 13	Creative Writing • “True Role Models”
		13.	Grand Father’s Garden Page # 14	Getting Started Let’s talk about good habits.
		14.	Grand Father’s Garden Page # 15	Pre Reading Do you like to spend time with family?
		15.	Grand Father’s Garden Page # 15 - 16	Reading of chapter and underline hard words.

Note: This breakup is provided for your daily planning. Daily lesson planning is the responsibility of the concerned teacher.



4 /15 4 /30

Daily Break-Up

This is our new teaching week.




English Class-4 40 min 5 periods p/w 150 p/a			TERM INFORMATION		I Apr-Oct 15 weeks	1 to 15	75 periods
					II Nov-Mar 15weeks	16 to 30	75 periods
MONTH	WEEK	PN	Lesson #02, Grand Father's Garden				
	Week 4	[150]	TOPIC/CONTENT & PAGE NUMBER			WORKBOOK / ACTIVITY CONTENTS	
		16.	Grand Father's Garden Page # 17 - 18			<ul style="list-style-type: none"> • Reading and underline difficult words. • Homework • Learning to Speak Exercise (A) 	
		17.	Grand Father's Garden Page # 18			<ul style="list-style-type: none"> • Exercise (B) • Reading and Critical Thinking • Homework • Read a story of Friendship in a children's digest and tell it to your friend. 	
		18.	Grand Father's Garden Page # 19 - 20			<ul style="list-style-type: none"> • Critical Thinking • Select the correct option. • Language Focus: • Vocabulary Building 	
		19.	Grand Father's Garden Page # 20			<ul style="list-style-type: none"> • Learning to Spell. • Grammar • Countable and uncountable Noun 	
		20.	Grand Father's Garden Page # 20- 21			<ul style="list-style-type: none"> • Capitalization • Concept of Capitalization 	

Note: This breakup is provided for your daily planning. Daily lesson planning is the responsibility of the concerned teacher.



5 /15 5 /30
Daily Break-Up
 This is our new teaching week.



English Class-4 40 min 5 periods p/w 150 p/a		TERM INFORMATION		I Apr-Oct 15 weeks	1 to 15 75 periods
				II Oct-Nov 15 weeks	16 to 30 75 periods
MONTH	WEEK	PN	Lesson# 02: Grand Father’s Garden ,	Lesson # 03, Pakistan our Dream land	
Week 5		[120]	TOPIC/CONTENT & PAGE NUMBER	WORKBOOK / ACTIVITY CONTENTS	
		21.	Grand Father’s Garden Page # 21	<ul style="list-style-type: none"> • Writing • Learning to write complete thestory through pictures. 	
		22.	Grand Father’s Garden Page # 21	<u>Creative Writing</u> <ul style="list-style-type: none"> • “Garden” 	
		23.	Pakistan our Dream land Page # 22 - 23	<u>Pre Reading</u> <ul style="list-style-type: none"> • City of Pakistan you like most • Teacher will discuss knowledgeabout country. <u>Homework</u> <ul style="list-style-type: none"> • Draw a Map of Pakistan. 	
		24.	Pakistan our Dream land Page # 23	<ul style="list-style-type: none"> • Reading and understand difficult words. • <u>Homework</u> • Paste picture of Provinces. 	
		25.	Pakistan our Dream land Page # 24	<ul style="list-style-type: none"> • Reading of chapter and underlinedifficult words. 	

Note: This breakup is provided for your daily planning. Daily lesson planning is the responsibility of the concerned teacher



6 /15 6 /30
Daily Break-Up

This is our new teaching week.

English Class-4 40 min 5 periods p/w 150 p/a		TERM INFORMATION		I Apr-Oct 15 weeks	1 to 15	75 periods
				II Oct-Nov 15 weeks	16 to 30	75 periods
MONTH	WEEK	PN	Lesson # 03, Pakistan our Dream land			
		[150]	TOPIC/CONTENT & PAGE NUMBER		WORKBOOK / ACTIVITY CONTENTS	
	Week 6	26.	Pakistan our Dream land	Page # 25	<ul style="list-style-type: none"> • <u>Oral Communication</u> • Learning the sound • <u>Homework</u> • Make work by using the given diphthongs. 	
		27.	Pakistan our Dream land	Page # 25, 26	<ul style="list-style-type: none"> • <u>Learning to Speak</u> • Expression Abilities and Inabilities 	
		28.	Pakistan our Dream land	Page # 26	<ul style="list-style-type: none"> • Reading and Critical Thinking • Solve Exercise on Notebook. 	
		29.	Pakistan our Dream land	Page # 27	<ul style="list-style-type: none"> • Value of symbols or pictures in the map. 	
		30.	Pakistan our Dream land	Page # 27, 28	<ul style="list-style-type: none"> • Solve Exercise on Textbook. 	


Note: This breakup is provided for your daily planning. Daily lesson planning is the responsibility of the concerned teacher.



7 /15 7 /30

Daily Break-Up

This is our new teaching week.



English Class-4 40 min 5 periods p/w 150 p/a		TERM INFORMATION		I Apr-Oct 15 weeks	1 to 15 75 periods
				II Oct-Nov 15 weeks	16 to 30 75 periods
MONTH	WEEK	PN	Lesson #03, Pakistan our Dream land		
	Week 7	[150]	TOPIC/CONTENT & PAGE NUMBER		WORKBOOK / ACTIVITY CONTENTS
		31.	Pakistan our Dream land	Page # 28	<ul style="list-style-type: none"> Vocabulary Building words with their meaning. Homework Learning to spell.
		32.	Pakistan our Dream land	Page # 28 + 29 + 30	<ul style="list-style-type: none"> Grammar Genders Pronoun and Possesive Pronoun.
		33.	Pakistan our Dream land	Page # 30 + 31	<ul style="list-style-type: none"> Writing Learning to Write. Creative Writing Festivals of Pakistan
		34.	Trains	Page # 32	<ul style="list-style-type: none"> Pre Reading Look at the given picture and guess the modes and means of transport.
		35.	Trains	Page # 33	<ul style="list-style-type: none"> Recite the poem with correct rhythm and pronunciation.

Note: This breakup is provided for your daily planning. Daily lesson planning is the responsibility of the concerned teacher.



8 /15 8 /30
Daily Break-Up

This is our new teaching week.

English Class-4 40 min 5 periods p/w 150 p/a		TERM INFORMATION		I Apr-Oct 15 weeks	1 to 15 75 periods
				II Oct-Nov 15 weeks	16 to 30 75 periods
MONTH	WEEK	PN	Lesson #04, Trains		
	Week 8	[150]	TOPIC/CONTENT & PAGE NUMBER	WORKBOOK / ACTIVITY CONTENTS	
		36.	Trains Page # 34 , 35	<ul style="list-style-type: none"> • <u>Oral Communication</u> • Learning to speak 	
		37.	Trains Page # 35	<ul style="list-style-type: none"> • <u>Reading and Critical Thinking</u> • Answer the following questions. 	
		38.	Trains Page # 35 - 37	<ul style="list-style-type: none"> • Silent letters. • Language focus • Vocabulary Building • <u>Homework</u> • Learning to spell. 	
		39.	Trains Page # 37 - 39	<ul style="list-style-type: none"> • <u>Grammar</u> • Regular and irregular verbs + Apostrophe 	
		40.	Trains Page # 39	<ul style="list-style-type: none"> • <u>Creative Writing</u> • “A Journey by Train” 	

Note: This breakup is provided for your daily planning. Daily lesson planning is the responsibility of the concerned teacher.



9 /15 9 /30
Daily Break-Up

This is our new teaching week.

English Class-4 40 min 5 periods p/w 150 p/a		TERM INFORMATION		I Apr-Oct 15 weeks	1 to 15 75 periods
				II Oct-Nov 15 weeks	16 to 30 75 periods
MONTH	WEEK	PN	Lesson# 05, Technology: A Blessing		
	Week 9	[150]	TOPIC/CONTENT & PAGE NUMBER	WORKBOOK / ACTIVITY CONTENTS	
		41.	Technology: A Blessing Page # 40 - 41	Pre Reading <ul style="list-style-type: none"> Let's Talk Look at the given picture and guess the inventions Reading + Underline difficult words 	
		42.	Technology: A Blessing Page # 42 -43	<ul style="list-style-type: none"> Reading the underline difficult words. 	
		43.	Technology: A Blessing Page # 43 - 44	Oral Communication <ul style="list-style-type: none"> Identify the Syllables Learning to Speak 	
		44.	Technology: A Blessing Page # 44 -45	<ul style="list-style-type: none"> Solve Exercise on Notebook and Textbook. 	
		45.	Technology: A Blessing Page # 44 - 47	Vocabulary Building <ul style="list-style-type: none"> Expression Opinions. Grammar <ul style="list-style-type: none"> Punctuation and Capitalizing 	


Note: This breakup is provided for your daily planning. Daily lesson planning is the responsibility of the concerned teacher.



10/15 10/30

Daily Break-Up

This is our new teaching week.



English Class-4 40 min 5 periods p/w 150 p/a		TERM INFORMATION		I Apr-Oct 15 weeks	1 to 15	75 periods
				II Oct-Nov 15 weeks	16 to 30	75 periods
MONTH	WEEK	PN	Lesson# 05, Technology: A Blessing	Lesson #06, The Ship of the Desert		
	Week 10	[150]	TOPIC/CONTENT & PAGE NUMBER	WORKBOOK / ACTIVITY CONTENTS		
		46.	Technology: A Blessing Page # 47	<ul style="list-style-type: none"> • Writing • Learning to Write • Creative Writing • Cooking with siblings. 		
		47.	The Ship of the Desert Page # 48-49	Review 1		
		48.	The Ship of the Desert Page # 50, 52	Pre Reading Picture Description <ul style="list-style-type: none"> • Look at the picture and guess what the story can be about. • Reading and underline difficult words. 		
		49.	The Ship of the Desert Page # 53-54	<ul style="list-style-type: none"> • Oral Communication • Learning the Sound • Learning to Speak 		
		50.	The Ship of the Desert Page # 54	<ul style="list-style-type: none"> • Reading + Writing • Comprehension • Homework • Select the right answer. 		


Note: This breakup is provided for your daily planning. Daily lesson planning is the responsibility of the concerned teacher.



11/15 11/30

Daily Break-Up

This is our new teaching week.



English Class-4 40 min 5 periods p/w 150 p/a		TERM INFORMATION		I Apr-Oct 15 weeks	1 to 15	75 periods
				II Oct-Nov 15 weeks	16 to 30	75 periods
MONTH	WEEK	PN	Lesson #06, The Ship of the Desert Lesson #07, A Rabbit and A Frog			
	Week 11	[150]	TOPIC/CONTENT & PAGE NUMBER		WORKBOOK / ACTIVITY CONTENTS	
		51.	The Ship of the Desert	Page # 55	<ul style="list-style-type: none"> • Language Focus • Vocabulary Building • Anagram • Homework • Learning to Spell 	
		52.	The Ship of the Desert	Page # 56	<ul style="list-style-type: none"> • Grammar • Definite and indefinite article. 	
		53.	The Ship of the Desert	Page # 57	<ul style="list-style-type: none"> • Writing • Learning to Write • Creative Writing • The Blessing of Allah Almighty. 	
		54.	A Rabbit and A Frog	Page # 58	<ul style="list-style-type: none"> • Pre Reading • Write the names of birds and animals. • Do you know the sound of different animals and birds? • Do you like animal's stories? 	
		55.	A Rabbit and A Frog	Page # 59 + 60	<ul style="list-style-type: none"> • Read and Understand • Underline the difficult words. 	


Note: This breakup is provided for your daily planning. Daily lesson planning is the responsibility of the concerned teacher.



12/15 12/30

Daily Break-Up

This is our new teaching week.




English Class-4 40 min 5 periods p/w 150 p/a		TERM INFORMATION		I	Apr-Oct	15 weeks	1 to 15	75 periods
				II	Oct-Nov	15 weeks	16 to 30	75 periods
MONTH	WEEK	PN	Lesson #07, A Rabbit and A Frog					
	Week 12	[150]	TOPIC/CONTENT & PAGE NUMBER			WORKBOOK / ACTIVITY CONTENTS		
		56.	A Rabbit and A Frog	Page # 61	<ul style="list-style-type: none"> • Oral Communication • Learning the sound • Learning to speak 			
		57.	A Rabbit and A Frog	Page # 62	<ul style="list-style-type: none"> • Reading and Critical Thinking • Solve Exercise on notebook. • Fill in the blanks. 			
		58.	A Rabbit and A Frog	Page # 62,63	<ul style="list-style-type: none"> • Write words in alphabetical order. • Compound Words. • Vocabulary Building • Homework • Learning to spell. 			
		59.	A Rabbit and A Frog	Page # 64,65	<ul style="list-style-type: none"> • Grammar • Action Words • “Wh” Question 			
		60.	A Rabbit and A Frog	Page # 65	<ul style="list-style-type: none"> • Writing • Creative Writing 			

Note: This breakup is provided for your daily planning. Daily lesson planning is the responsibility of the concerned teacher.



13/15 13/30
Daily Break-Up
This is our new teaching week.




English Class-4 40 min 5 periods p/w 150 p/a		TERM INFORMATION		I	Apr-Oct	15 weeks	1 to 15	75 periods
				II	Oct-Nov	15 weeks	16 to 30	75 periods
MONTH	WEEK	PN	Lesson #08, A Stonecutter					
	Week 13	[150]	TOPIC/CONTENT & PAGE NUMBER		WORKBOOK / ACTIVITY CONTENTS			
		61.	A Stonecutter	Page # 66 - 67	<ul style="list-style-type: none"> • Pre Reading • Look at the picture and see what is happening. • Reading + Underline difficult words. 			
		62.	A Stonecutter	Page # 68 -69	<ul style="list-style-type: none"> • Reading • Oral Communication • Learning the sound. • Long and Short Vowels. • Learning to speak • Expression to seek attention 			
		63.	A Stonecutter	Page # 70	<ul style="list-style-type: none"> • Answer the Question • Homework • Select the right answer. 			
		64.	A Stonecutter	Page # 71 -73	<ul style="list-style-type: none"> • Language Focus • Vocabulary Building • Grammar • Abbreviations • Degree of Adjective , Adverb • Homework: Learning to spell • Adverb Exercise 			
		65.	A Stonecutter	Page # 74	<ul style="list-style-type: none"> • Writing • Write an invitation to invite your friend to the exhibition. 			

Note: This breakup is provided for your daily planning. Daily lesson planning is the responsibility of the concerned teacher.



14/15 14/30
Daily Break-Up
This is our new teaching week.




English Class-4 40 min 5 periods p/w 150 p/a		TERM INFORMATION		I	Apr-Oct	15 weeks	1 to 15	75 periods
				II	Oct-Nov	15 weeks	16 to 30	75 periods
MONTH	WEEK	PN	Lesson #08, A Stonecutter					
	Week 14	[150]	TOPIC/CONTENT & PAGE NUMBER		WORKBOOK / ACTIVITY CONTENTS			
		66.	A Stonecutter	Page # 66 - 67	Pre Reading <ul style="list-style-type: none"> Look at the picture and see what is happening. Reading + Underline difficult words. 			
		67.	A Stonecutter	Page # 67	<ul style="list-style-type: none"> Reading and Group discussion: help students to read text with appropriate pronunciation. Underline all the dictation words from the lesson. Home work: Write difficult dictation words on notebook.			
		68.	A Stonecutter	Page # 68	<ul style="list-style-type: none"> Reading and Group discussion: help students to read text with appropriate pronunciation. Underline all the dictation words from the lesson. Home work: Write difficult dictation words on notebook.			
		69.	A Stonecutter	Page # 69	Oral Communication <ul style="list-style-type: none"> Learning the sound. Long and Short Vowels. Learning to speak Expression to seek attention 			
		70.	A Stonecutter	Page # 70	<ul style="list-style-type: none"> Answer the Question Homework Select the right answer. 			

Note: This breakup is provided for your daily planning. Daily lesson planning is the responsibility of the concerned teacher.



15/15 15/30
Daily Break-Up
This is our new teaching week.



English Class-4 40 min 5 periods p/w 150 p/a		TERM INFORMATION		I	Apr-Oct	15 weeks	1 to 15	75 periods
				II	Oct-Nov	15 weeks	16 to 30	75 periods
MONTH	WEEK	PN	Lesson #08, A Stonecutter					
	Week 15	[150]	TOPIC/CONTENT & PAGE NUMBER		WORKBOOK / ACTIVITY CONTENTS			
		71.	A Stonecutter	Page # 66 - 67	Pre Reading <ul style="list-style-type: none"> Look at the picture and see what is happening. Reading + Underline difficult words. 			
		72.	A Stonecutter	Page # 67	<ul style="list-style-type: none"> Reading and Group discussion: help students to read text with appropriate pronunciation. Underline all the dictation words from the lesson. Home work: Write difficult dictation words on notebook.			
		73.	A Stonecutter	Page # 68	<ul style="list-style-type: none"> Reading and Group discussion: help students to read text with appropriate pronunciation. Underline all the dictation words from the lesson. Home work: Write difficult dictation words on notebook.			
		74.	A Stonecutter	Page # 69	Oral Communication <ul style="list-style-type: none"> Learning the sound. Long and Short Vowels. Learning to speak Expression to seek attention 			
		75.	A Stonecutter	Page # 70	<ul style="list-style-type: none"> Answer the Question Homework Select the right answer. 			

Note: This breakup is provided for your daily planning. Daily lesson planning is the responsibility of the concerned teacher.



2nd Term / Final Term

1/15 16/30

Daily Break-Up


This is our new teaching week.

English Class-4 40 min 5 periods p/w 150 p/a		TERM INFORMATION		I	Apr-Oct	15 weeks	1 to 15	75 periods
				II	Oct-Nov	15 weeks	16 to 30	75 periods
MONTH	WEEK	PN	Lesson #08, A Stonecutter					
		[150]	TOPIC/CONTENT & PAGE NUMBER			WORKBOOK / ACTIVITY CONTENTS		
	Week 16	76.	A Stonecutter	Page # 71	<ul style="list-style-type: none"> ● Look up the meanings of the following words in the dictionary. ● Read and learn words/ meanings. (Homework): Learn and write all the Words / Meaning on notebook			
		77.	A Stonecutter	Page # 71-73	<ul style="list-style-type: none"> ● Grammar ● Abbreviations ● Degree of Adjective , Adverb ● Homework: Learning to spell Adverb Exercise.			
		78.	A Stonecutter	Page # 71-73	<ul style="list-style-type: none"> ● Grammar ● Abbreviations ● Degree of Adjective , Adverb ● Homework: Learning to spell Adverb Exercise.			
		79.	A Stonecutter	Page # 74	<ul style="list-style-type: none"> ● Grammar ● Write an invitation letter to invite your friends to the exhibition. 			
		80.	A Stonecutter	Page # 74	<ul style="list-style-type: none"> ● Grammar ● Write a short note of reply to your friend. 			

Note: This breakup is provided for your daily planning. Daily lesson planning is the responsibility of the concerned teacher.



2/15 17/30
Daily Break-Up
This is our new teaching week.



English Class-4 40 min 5 periods p/w 150 p/a		TERM INFORMATION		I Apr-Oct 15 weeks	1 to 15	75 periods
				II Oct-Nov 15 weeks	16 to 30	75 periods
MONTH	WEEK	PN	Lesson #09, A Nation's Strength		WORKBOOK / ACTIVITY CONTENTS	
	Week 13	[150]	TOPIC/CONTENT & PAGE NUMBER			
		81.	A Nation's Strength	Page # 75	Getting Started <ul style="list-style-type: none"> How can you serve your country and nation? What will you do if you see someone in a problem? 	
		82.	A Nation's Strength	Page # 76	<ul style="list-style-type: none"> Recite the poem with actions. Explain the meaning of patriotism to the students. 	
		83.	A Nation's Strength	Page # 77	<ul style="list-style-type: none"> Identify and classify words that begin with vowel sounds. Practice the given dialogue. 	
		84.	A Nation's Strength	Page # 78	<ul style="list-style-type: none"> Answer the short questions. 	
		85.	A Nation's Strength	Page # 78	<ul style="list-style-type: none"> Fill in the blanks. (Classwork): Do Words / Meaning on notebook. (Homework): Learn and write all the Words / Meaning on note book. 	


Note: This breakup is provided for your daily planning. Daily lesson planning is the responsibility of the concerned teacher.



3/15 18/30

Daily Break-Up

This is our new teaching week.



English		Class-4 40 min		TERM INFORMATION		I Apr-Oct 15 weeks		1 to 15		75 periods	
5 periods p/w 150 p/a				II Oct-Nov 15 weeks				16 to 30		75 periods	
MONTH	WEEK	PN	Lesson #09, A Nation's Strength								
	Week 13	[150]	TOPIC/CONTENT & PAGE NUMBER				WORKBOOK / ACTIVITY CONTENTS				
		86.	A Nation's Strength	Page # 78-79	<u>Similies</u> <ul style="list-style-type: none"> • Read the given examples aloud. • Match the columns "A" and "B". <u>Learning to Spell. Fill in the missing letters.</u>						
		87.	A Nation's Strength	Page # 79-80	<ul style="list-style-type: none"> • Explain the concept of adjectives and encourage the students to write their own examples. 						
		88.	A Nation's Strength	Page # 80-81	<ul style="list-style-type: none"> • Get them made eight flash cards with one verse each. Tell your students to assemble them properly • Explain the students about SV and SVO pattern in detail. 						
		89.	A Nation's Strength	Page # 81	<ul style="list-style-type: none"> • Encourage the students to write a descriptive paragraph with correct spellings and punctuations. • Write a paragraph on " My Animal". 						
		90.	A Nation's Strength	Page # 81	<ul style="list-style-type: none"> • Explain the central idea of the story. 						

Note: This breakup is provided for your daily planning. Daily lesson planning is the responsibility of the concerned teacher.



4/15 19/30
Daily Break-Up

This is our new teaching week.

English Class-4 40 min 5 periods p/w 150 p/a		TERM INFORMATION		I	Apr-Oct	15 weeks	1 to 15	75 periods
				II	Oct-Nov	15 weeks	16 to 30	75 periods
MONTH	WEEK	PN	Lesson #10, Sarah and Fluffy					
	Week 13	[150]	TOPIC/CONTENT & PAGE NUMBER				WORKBOOK / ACTIVITY CONTENTS	
		91.	Sarah and Fluffy	Page # 82	Getting Started: Read the given paragraph. <ul style="list-style-type: none"> Why do healthy children become brilliant students? What do you eat as your breakfast? How much water do you drink every day? 			
		92.	Sarah and Fluffy	Page # 83	<ul style="list-style-type: none"> Reading and Group discussion: help students to read text with appropriate pronunciation. Underline all the dictation words from the lesson. Home work: Write difficult dictation words on notebook. 			
		93.	Sarah and Fluffy	Page # 84	<ul style="list-style-type: none"> Reading and Group discussion: help students to read text with appropriate pronunciation. Underline all the dictation words from the lesson. Home work: Write difficult dictation words on notebook. 			
		94.	Sarah and Fluffy	Page # 84-85	<ul style="list-style-type: none"> Tell the students about the importance of good health and suggest them to eat healthy food. Introduce the concept of weak forms to the students with the help of flash cards. 			
		95.	Sarah and Fluffy	Page # 85	<ul style="list-style-type: none"> Ask the students to practice given dialogue in pairs. 			



5/15 20/30
Daily Break-Up

This is our new teaching week.

English	Class-4 40 min	TERM INFORMATION	I	Apr-Oct	15 weeks	1 to 15	75 periods
5 periods p/w	150 p/a		II	Oct-Nov	15 weeks	16 to 30	75 periods
MONTH	WEEK	PN	Lesson #10, Sarah and Fluffy				
	Week 13	[150]	TOPIC/CONTENT & PAGE NUMBER			WORKBOOK / ACTIVITY CONTENTS	
		96.	Sarah and Fluffy	Page # 85	Encourage students to read the lesson and answer the questions.		
		97.	Sarah and Fluffy	Page # 86	Help the student's to choose the correct answer. Tell the students about the Pie Chart and help them to find the answer.		
		98.	Sarah and Fluffy	Page # 87-88	Explain the concept of antonyms by giving examples from the surroundings. Explain the types of sentences. Encourage the students to write different sentences. Solve the exercises.		
		99.	Sarah and Fluffy	Page # 88-89	Explain to the students the elements of a story by giving examples.		
		100.	Sarah and Fluffy	Page # 89	Revise the story and help them to solve book exercise. Creative writing.		



6/15 21/30

Daily Break-Up

This is our new teaching week.


English		Class-4 40 min		TERM INFORMATION		I	Apr-Oct	15 weeks	1 to 15	75 periods
5 periods p/w 150 p/a						II	Oct-Nov	15 weeks	16 to 30	75 periods
MONTH	WEEK	PN	Review 2							
	Week 13	[150]	TOPIC/CONTENT & PAGE NUMBER			WORKBOOK / ACTIVITY CONTENTS				
		101.	Review 2	Page # 90	<ul style="list-style-type: none"> Solve Q # 1 & 3. 					
		102.	Review 2	Page # 90	<ul style="list-style-type: none"> Solve Q # 2. 					
		103.	Review 2	Page # 91	<ul style="list-style-type: none"> Solve Q # 4 & 5. 					
		104.	Review 2	Page # 91	<ul style="list-style-type: none"> Solve Q # 6 & 7. 					
		105.	Review 2	Page # 91	<ul style="list-style-type: none"> Solve Q # 8 & 9. 					



7/15 22/30

Daily Break-Up

This is our new teaching week.




English		Class-4 40 min		TERM INFORMATION					
5 periods p/w 150 p/a				I	Apr-Oct	15 weeks	1 to 15	75 periods	
				II	Oct-Nov	15 weeks	16 to 30	75 periods	
MONTH	WEEK	PN	Lesson # 11, A letter						
	Week 13	[150]	TOPIC/CONTENT & PAGE NUMBER				WORKBOOK / ACTIVITY CONTENTS		
		106.	A LETTER	Page # 92	<u>Getting Started: Read the given paragraph.</u>				
					<ul style="list-style-type: none"> • What kind of books do you like? • How do books help you with your studies? 				
		107.	A LETTER	Page # 93-94	<ul style="list-style-type: none"> • Explain the central idea of this lesson and tell them about the importance of studies. • Encourage the students to make a timetable for studies and preparation for the exams. 				
		108.	A LETTER	Page # 94-95	<ul style="list-style-type: none"> • Long vowel sound and encourage the students to practice the dialogue to enhance spoken skills. 				
		109.	A LETTER	Page # 95	<ul style="list-style-type: none"> • Help them to answer the questions given in the book and ask them to write on notebook. 				
		110.	A LETTER	Page # 96	<ul style="list-style-type: none"> • Select the right answer. • Explain the concept of “quarter to” and “quarter past” to the students. • Solve the book exercises. 				



8/15 23/30
Daily Break-Up

This is our new teaching week.




English Class-4 40 min 5 periods p/w 150 p/a		TERM INFORMATION				1 to 15		75 periods	
		I		Apr-Oct 15 weeks		15 to 30		75 periods	
		II		Oct-Nov 15 weeks					
MONTH	WEEK	PN [150]	Lesson # 11, A letter		Lesson# 12, Safety First				
			TOPIC/CONTENT & PAGE NUMBER			WORKBOOK / ACTIVITY CONTENTS			
		111.	A LETTER	Page # 97	<ul style="list-style-type: none"> Ask them to find out the meaning of difficult words and write them on notebook. Encourage the students to use difficult conjunctions in their sentences and solve the book exercise. Underline noun with red, adjectives with green, verbs with blue and adverbs with yellow. 				
		112.	A LETTER	Page # 98-99	<ul style="list-style-type: none"> Encourage the students to use difficult conjunctions in their sentences and solve the book exercise. 				
		113.	A LETTER	Page # 99	<ul style="list-style-type: none"> Creative writing: Explain the format of letter writing to the students. 				
		114.	SAFETY FIRST	Page # 100-101	<ul style="list-style-type: none"> Read the poem with actions and explain the idea of the poem. Help the students guess about the poem by asking pre- reading questions. Read the poem. 				
		115.	SAFETY FIRST	Page # 102-103	<ul style="list-style-type: none"> Encourage the students to learn the concept of long and short vowel sounds. Ask the students to role play the dialogue given above. 				



9/15 24/30
Daily Break-Up


This is our new teaching week.



English Class-4 40 min 5 periods p/w 150 p/a		TERM INFORMATION		I	Apr-Oct	15 weeks	1 to 15	75 periods	
				II	Oct-Nov	15 weeks	16 to 30	75 periods	
MONTH	WEEK	PN [150]	Lesson# 12, Safety First				WORKBOOK / ACTIVITY CONTENTS		
		TOPIC/CONTENT & PAGE NUMBER							
		116.	SAFETY FIRST	Page # 103	<ul style="list-style-type: none"> • Help them to answer the questions given in the book and ask them to write on notebook. 				
		117.	SAFETY FIRST	Page # 103-104	<ul style="list-style-type: none"> • Explain to the students the concept of preposition. • Help them to solve book exercise on page# 104 				
		118.	SAFETY FIRST	Page # 104-105	<ul style="list-style-type: none"> • Word/ Meanings • Explain the concept of homophones. • Learning to spell. 				
		119.	SAFETY FIRST	Page # 105-106	<ul style="list-style-type: none"> • Explain the concept of model verbs. • Fill in the blanks. 				
		120.	SAFETY FIRST	Page # 106	<ul style="list-style-type: none"> • Write a dialogue. • Creative writing. 				



10/15 25/30
Daily Break-Up
 This is our new teaching week.




English Class-4 40 min 5 periods p/w 150 p/a		TERM INFORMATION		I Apr-Oct 15 weeks	1 to 15	75 periods
				II Oct-Nov 15 weeks	16 to 30	75 periods
MONTH	WEEK	PN	Lesson #13, Local Sports of Pakistan			
	Week	[150]	TOPIC/CONTENT & PAGE NUMBER		WORKBOOK / ACTIVITY CONTENTS	
		121.	Local Sports of Pakistan	Page # 107	<u>Getting Started: Read the given paragraph.</u> <ul style="list-style-type: none"> Answer the given questions. 	
		122.	Local Sports of Pakistan	Page # 108	<ul style="list-style-type: none"> Reading and Group discussion: help students to read text with appropriate pronunciation. Underline all the dictation words from the lesson. Explain the concept of sports and games. Home work: Write difficult dictation words on notebook. 	
		123.	Local Sports of Pakistan	Page # 109	<ul style="list-style-type: none"> Reading and Group discussion: help students to read text with appropriate pronunciation. Underline all the dictation words from the lesson. Explain the concept of indoor & outdoor games Home work: Write difficult dictation words on notebook. 	
		124.	Local Sports of Pakistan	Page # 109	<ul style="list-style-type: none"> Encourage the students to make a timetable for sports. 	
		125.	Local Sports of Pakistan	Page # 110	<ul style="list-style-type: none"> Learning the sound and speak. 	

Note: This breakup is provided for your daily planning. Daily lesson planning is the responsibility of the concerned teacher.



11/15 26/30
Daily Break-Up
This is our new teaching week.




English Class-4 40 min 5 periods p/w 150 p/a		TERM INFORMATION		I	Apr-Oct	15 weeks	1 to 15	75 periods
				II	Oct-Nov	15 weeks	16 to 30	75 periods
MONTH	WEEK	PN	Lesson #13, Local Sports of Pakistan					
		[150]	TOPIC/CONTENT & PAGE NUMBER		WORKBOOK / ACTIVITY CONTENTS			
		126.	Local Sports of Pakistan	Page # 110	<ul style="list-style-type: none"> • Silent letters. • Ask the students to role-play the dialogue given on that page. 			
		127.	Local Sports of Pakistan	Page # 110	<ul style="list-style-type: none"> • Encourage the students to answer the questions on textbook. • Write those Q/A on notebook in classroom. 			
		128.	Local Sports of Pakistan	Page # 111	<ul style="list-style-type: none"> • Select the right answers. • Ask the students to learn the meanings of the given words. 			
		129.	Local Sports of Pakistan	Page # 111-112	<u>Learning to spell.</u> <ul style="list-style-type: none"> • Encourage them to solve the book exercise. 			
		130.	Local Sports of Pakistan	Page # 112	<ul style="list-style-type: none"> • Explain the students the concept of present, past and future tense. . 			

Note: This breakup is provided for your daily planning. Daily lesson planning is the responsibility of the concerned teacher.



12/15 27/30
Daily Break-Up
This is our new teaching week.




English Class-4 40 min 5 periods p/w 150 p/a		TERM INFORMATION		I Apr-Oct 15 weeks	1 to 15	75 periods
				II Oct-Nov 15 weeks	16 to 30	75 periods
MONTH	WEEK	PN	Lesson #13, Local Sports of Pakistan Lesson# 14, The Quarrel			
		[150]	TOPIC/CONTENT & PAGE NUMBER		WORKBOOK / ACTIVITY CONTENTS	
		131.	Local Sports of Pakistan	Page # 112	<ul style="list-style-type: none"> • Make a chart of indoor games and paste their pictures. 	
		132.	Local Sports of Pakistan	Page # 112	<ul style="list-style-type: none"> • Encourage the students to write a paragraph on your favorite games. 	
		133.	Local Sports of Pakistan	Page # 112	<ul style="list-style-type: none"> • Write five sentences for each tense present, past and future. • Revise subjective pronouns, objective pronouns and possessive pronouns. 	
		134.	The Quarrel	Page # 113	<p><u>Getting Started: Read the given paragraph.</u></p> <ul style="list-style-type: none"> • Answer the given questions. 	
		135.	The Quarrel	Page # 114	<ul style="list-style-type: none"> • Reading and Group discussion: help students to read text with appropriate pronunciation. • Underline all the dictation words from the lesson. • Home work: Write difficult dictation words on notebook. 	

Note: This breakup is provided for your daily planning. Daily lesson planning is the responsibility of the concerned teacher.



13/15 28/30
Daily Break-Up
This is our new teaching week.




English Class-4 40 min 5 periods p/w 150 p/a		TERM INFORMATION		I	Apr-Oct	15 weeks	1 to 15	75 periods
				II	Oct-Nov	15 weeks	16 to 30	75 periods
MONTH	WEEK	PN	Lesson# 14, The Quarrel					
		[150]	TOPIC/CONTENT & PAGE NUMBER			WORKBOOK / ACTIVITY CONTENTS		
		136.	The Quarrel	Page # 115	<ul style="list-style-type: none"> • Read the given poem. • Make pairs and arrange a role play for this dialogue. 			
		137.	The Quarrel	Page # 116	<ul style="list-style-type: none"> • Answer the given questions. 			
		138.	The Quarrel	Page # 116-117	<ul style="list-style-type: none"> • Select right answers. • Match synonyms. • Words/ Meanings • Fill in the missing letters 			
		139.	The Quarrel	Page # 117-118	<ul style="list-style-type: none"> • Grammar: Past Continuous Tense • Make sentences from the given table. • Learning to write. 			
		140.	The Quarrel	Page # 118	<ul style="list-style-type: none"> • Creative Writing: Read the given paragraph about the peacock and write a paragraph. 			

Note: This breakup is provided for your daily planning. Daily lesson planning is the responsibility of the concerned teacher



14/15 29/30
Daily Break-Up
This is our new teaching week.




English Class-4 40 min 5 periods p/w 150 p/a		TERM INFORMATION			1 to 15		75 periods	
		I Apr-Oct 15 weeks			16 to 30		75 periods	
MONTH	WEEK	PN	Lesson# 14, The Quarrel	Lesson# 15: My Diary				
		[150]	TOPIC/CONTENT & PAGE NUMBER		WORKBOOK / ACTIVITY CONTENTS			
		141.	The Quarrel	Page # 115	<ul style="list-style-type: none"> Tell the students about autobiography and students will write an autobiography with suitable words. 			
		142.	My Diary	Page # 119	<p>Getting Started: Read the given paragraph.</p> <ul style="list-style-type: none"> Answer the given questions. What is an adventure? Share your recent adventure. Can you adventure be carried out all alone? 			
		143.	My Diary	Page # 120	<ul style="list-style-type: none"> Reading and Group discussion: help students to read text with appropriate pronunciation. Underline all the dictation words from the lesson. Home work: Write difficult dictation words on notebook. 			
		144.	My Diary	Page # 121	<ul style="list-style-type: none"> Reading and Group discussion: help students to read text with appropriate pronunciation. Underline all the dictation words from the lesson. Home work: Write difficult dictation words on notebook. Explain the importance of adventure in life. 			
		145.	My Diary	Page # 121-122	<ul style="list-style-type: none"> Multi syllable words Make pairs and arrange a role play of given dialogue. 			

Note: This breakup is provided for your daily planning. Daily lesson planning is the responsibility of the concerned teacher.



15/15 30/30
Daily Break-Up
This is our new teaching week.



English Class-4 40 min 5 periods p/w 150 p/a		TERM INFORMATION		I	Apr-Oct	15 weeks	1 to 15	75 periods
				II	Oct-Nov	15 weeks	16 to 30	75 periods
MONTH	WEEK	PN	Lesson# 15: My Diary					
		[150]	TOPIC/CONTENT & PAGE NUMBER			WORKBOOK / ACTIVITY CONTENTS		
		146.	My Diary	Page # 122	<ul style="list-style-type: none"> Answer the given questions. 			
		147.	My Diary	Page # 122-123	<ul style="list-style-type: none"> Select right answers. Use the calendar here to answers the questions. Words/ Meanings Fill in the missing letters 			
		148.	My Diary	Page # 124	<ul style="list-style-type: none"> Grammar: simple future tense. <u>Write a story on moral Do Good Have Good..</u> 			
		149.	My Diary	Page # 124	<ul style="list-style-type: none"> Creative Writing: Write 7 to 10 sentences about your favourite place. 			
		150.	Review 3	Page # 125-126	<ul style="list-style-type: none"> Solve the exercises. 			

Note: This breakup is provided for your daily planning. Daily lesson planning is the responsibility of the concerned teacher.