



AIR FOUNDATION SCHOOL SYSTEM ®

Syllabus Breakdown – Computer Science Grade 3

Reproduction Interdicted Document | CS/I-VIII-(90)

SDF-312113

a country-wide
school network

Syllabus Breakdown Computer Grade 3



Teaching weeks per annum

For the regions where academic session begins in **April**

FIRST TERM: APRIL – SEPTEMBER

Expected Teaching Weeks

April	Teaching Week 1	Teaching Week 2	Teaching Week 3	Teaching Week 4
May	Teaching Week 5	Teaching Week 6	Teaching Week 7	First Midterm Examination
June	<i>Summer Vacation</i>	<i>Summer Vacation</i>	<i>Summer Vacation</i>	<i>Summer Vacation</i>
July	<i>Summer Vacation</i>	<i>Summer Vacation</i>	<i>Summer Vacation</i>	<i>Summer Vacation</i>
August	Teaching Week 8	Teaching Week 9	Teaching Week 10	Teaching Week 11
September	Teaching Week 12	Teaching Week 13	1st Term Examination	1st Term Examination

SECOND TERM: OCTOBER – MARCH

Expected Teaching Weeks

October	Teaching Week 14	Teaching Week 15	Teaching Week 16	Teaching Week 17
November	Teaching Week 18	Teaching Week 19	Teaching Week 20	Teaching Week 21
December	Teaching Week 22	Second Midterm Examination	<i>Winter Vacation</i>	<i>Winter Vacation</i>
January	Teaching Week 23	Teaching Week 24	Teaching Week 25	Teaching Week 26
February	Teaching Week 27	Teaching Week 28	Teaching Week 29	Teaching Week 30
March	<i>Revision Work</i>	Annual Examination	Annual Examination	<i>PTM & Annual Day</i>



Teaching weeks per annum

For the regions where academic session begins in **August**

FIRST TERM: AUGUST – DECEMBER

Expected Teaching Weeks

August	Teaching Week 1	Teaching Week 2	Teaching Week 3	Teaching Week 4
September	Teaching Week 5	Teaching Week 6	Teaching Week 7	First Midterm Examination
October	Teaching Week 8	Teaching Week 9	Teaching Week 10	Teaching Week 11
November	Teaching Week 12	Teaching Week 13	Teaching Week 14	Teaching Week 15
December	Midterm Examination	Midterm Examination	<i>Winter Vacation</i>	<i>Winter Vacation</i>

SECOND TERM: OCTOBER – MARCH

Expected Teaching Weeks

January	Teaching Week 16	Teaching Week 17	Teaching Week 18	Teaching Week 19
February	Teaching Week 20	Teaching Week 21	Teaching Week 22	Second Midterm Exam
March	Teaching Week 23	Teaching Week 24	Teaching Week 25	Teaching Week 26
April	Teaching Week 27	Teaching Week 28	Teaching Week 29	Teaching Week 30
May	<i>Revision Work</i>	Annual Examination	Annual Examination	<i>PTM & Annual Day</i>



Allocation of periods

Subjects and period distribution for preparing timetable, syllabus breakdown, lesson plans etc.

SN	SUBJECT	JUNIOR			PRIMARY		SECONDARY			EACH SUBJECT PER ANNUM
		GRADE - 1	GRADE - 2	GRADE - 3	GRADE - 4	GRADE - 5	GRADE - 6	GRADE - 7	GRADE - 8	
1	English Language	5	5	5	5	5	5	5	5	150
2	Urdu Language	5	5	5	5	5	5	5	5	
3	Mathematics	5	5	5	5	5	5	5	5	
4	Science	-	-	-	5	5	5	5	5	
5	General Knowledge	5	5	5	-	-	-	-	-	
6	Sindhi Language ¹	4	4	4	4	4	4	4	4	120
7	Social Studies	-	-	-	4	4	-	-	-	
8	Islamiyat	4	4	4	4	4	4	4	4	
9	Nazra-e-Quran ²	4	4	4	4	4	4	4	4	
10	Geography	-	-	-	-	-	3	3	3	90
11	Computer Science	3 SRM ³	3 SRM	3 SRM	3 SRM	3 SRM	3	3	3	
12	Life Skills	3 SRM	3 SRM	3 SRM	-	-	-	-	-	
13	Artwork	3 SRM	3 SRM	3 SRM	-	-	-	-	-	
14	History	-	-	-	-	-	2	2	2	60
15	Life Skills & Art	-	-	-	2 SRM	2 SRM	-	-	-	
		-	-	-	-	-	1 SRM	1 SRM	1 SRM	30
PERIODS PER WEEK		37	37	37	37	37	37	37	37	

¹ In Sindh Region only

² In all regions except Sindh

³ SRM: (Supplementary Reading Material)

**FIRST TERM | UNITS OR CHAPTERS DISTRIBUTION WITHIN 15 STUDY WEEKS OF THIS TERM.**

Study Week 1 [1/15 1/30] Unit#01 , A Visit to a Computer Museum Page# 3-07	Study Week 2 [2/15 2/30] Unit#01 , A Visit to a Computer Museum Page# 07-08	Study Week 3 [3/15 3/30] Unit#02, The Computer System Page # 09-13	Study Week 4 [4/15 4/30] Unit#02, The Computer System Page # 14-17
Study Week 5 [5/15 5/30] Unit#02, The Computer System Page # 17-20	Study Week 6 [6/15 6/30] Unit#03, Introducing Windows Page # 20-24	Study Week 7 [7/15 7/30] Unit#03, Introducing Windows Page # 24-29	Study Week 8 [8/15 8/30] Unit#03, Introducing Windows Page # 16-32
Study Week 9 [9/15 9/30] Unit#03, Introducing Windows Page # 32-34	Study Week 10 [10/15 10/30] Unit#04, Using The Keyboard page # 34-37	Study Week 11 [11/15 11/30] Unit#04, Using The Keyboard page # 38-41	Study Week 12 [12/15 12/30] Unit#04, Using The Keyboard page # 41-42
Study week (13/15 13/30) Unit#04, Using The Keyboard page # 42-45	Study Week [14/15 14/30] Unit#05, Fun with Paint Page# 46-49	Study Week [15/15 15/30] Unit#05, Fun with Paint Page# 49-51	

**SECOND TERM / Final Term | UNITS OR CHAPTER DISTRIBUTION WITHIN 15 WEEKS OF THIS TERM.**

Study Week [1/15 16/30] Unit#05, Fun with Paint Page# 52-55	Study Week [2/15 17/30] Unit#05, Fun with Paint Page# 55-56	Study Week [3/15 18/30] Unit#05, Fun with Paint Page# 57	Study Week [4/15 19/30] Unit#06, Scratch Page# 58-60
Study Week [4/15 20/30] Unit#06, Scratch Page# 61-63	Study Week [5/15 21/30] Unit#06, Scratch Page# 63-65	Study Week [6/15 22/30] Unit#06, Scratch Page# 66-69	Study Week [7/15 23/30] Unit#06, Scratch Unit# 07, The Talented Cat Page#69-72
Study Week[8/15 24/30] Unit# 07, The Talented Cat Page# 72-75	Study Week [9/15 25/30] Unit# 07, The Talented Cat Page# 76-79	Study Week [10/15 26/30] Unit# 07, The Talented Cat Unit# 08, Introducing MS Word 2016. Page# 79-82	Study Week [11/15 27/30] Unit# 08, Introducing MS Word 2016. Page# 82-84
Study Week [12/15 28/30] Unit# 08, Introducing MS Word 2016. Page# 85-87	Study Week [13/15 29/30] Unit# 08, Introducing MS Word 2016. Page# 87-90	Study Week [15/15 30/30] Unit# 08, Introducing MS Word 2016. Page# 91-94	




1st Term

1 /15 1 /30

Daily Break-Up

This is our new teaching week.



Computer Class-3 40 min 3 periods p/w 90 p/a		TERM INFORMATION		I	Apr-Sep	15 weeks	1 to 15	45 periods
				II	Oct-Mar	15weeks	16 to 30	45 periods
MONTH	WEEK	PN [90]	Unit#01 , A Visit to a Computer Museum					
	Week 1		TOPIC CONTENT & PAGE NUMBER			WORKBOOK OR ACTIVITY CONTENTS		
		1.	A Visit to a Computer Museum	Page#3-4	Reading : Reading of the dialog about to visit the computer museum.			
		2.	A Visit to a Computer Museum	Page#4-5	Reading : <ul style="list-style-type: none"> • Reading of the dialog about to visit the computer museum. Check your Progress: <ul style="list-style-type: none"> • Colour the clouds that have names of mechanical machines. 			
		3.	A Visit to a Computer Museum	Page#6-7	Reading : Reading of the dialog about to visit the computer museum <ul style="list-style-type: none"> • Let Us Recall • Keywords 			



2 /15 2 /30

Daily Break-Up

This is our new teaching week.

Computer Class-3 40 min		TERM INFORMATION		I Apr-Sep	15 weeks	1 to 15	45 periods
3 periods p/w 90 p/a				II Oct-Mar	15 weeks	16 to 30	45 periods
MONTH	WEEK 2	PN	Unit#01 , A Visit to a Computer Museum				
	Week 2	[90]	TOPIC CONTENT & PAGE NUMBER			WORKBOOK OR ACTIVITY CONTENTS	
		4.	Test Yourself	Page# 7-8		Test Yourself: <ul style="list-style-type: none"> Solve the A, B, C , D & E parts of Testyourself. 	
		5.	Test Yourself	Page# 8		Solve F part: <ul style="list-style-type: none"> Write the answers of the given questions. Home Work: Complete the Project at Home.	
		6.	Test Yourself	Page# 8		<ul style="list-style-type: none"> Project Work: Complete the Project. 	

Note: This breakup is provided for your daily planning. Daily lesson planning is the responsibility of the concerned teacher.



3 /15 3 /30

Daily Break-Up

This is our new teaching week.

Computer Class-3 40 min		TERM INFORMATION		I	Apr-Sep	15 weeks	1 to 15	45 periods
3 periods p/w 90 p/a				II	Oct-Mar	15 weeks	16 to 30	45 periods
MONTH	WEEK	PN	Unit#02, The Computer System					
	Week 3	[90]	TOPIC CONTENT & PAGE NUMBER			WORKBOOK OR ACTIVITY CONTENTS		
		7.	The Computer System	Page#9-10	<ul style="list-style-type: none"> The teacher will explain about Hardware and Software. 			
		8.	How Does a Computer Work?	Page#10-12	<ul style="list-style-type: none"> Tell about output and input devices. Check Your Progress Fill in the blanks with correct words 			
		9.	Parts of Hardware	Page#12-13	<ul style="list-style-type: none"> ? Explain Input Devices, Keyboard, Mouse ? Microphone , Scanner and Digital Camera 			

Note: This breakup is provided for your daily planning. Daily lesson planning is the responsibility of the concerned teacher.



4 /15 4 /30

Daily Break-Up

This is our new teaching week.

Computer Class-3 40 min		TERM INFORMATION		I	Apr-Oct	15 weeks	1 to 15	45 periods
3 periods p/w 90 p/a				II	Nov-Mar	15 weeks	16 to 30	45 periods
MONTH	WEEK	PN	Unit#02, The Computer System					
	Week 4	[90]	TOPIC CONTENT & PAGE NUMBER			WORKBOOK OR ACTIVITY CONTENTS		
		10.	Parts of Hardware	Page#14-15		<ul style="list-style-type: none"> ☐ Explain the processing Unit, ALU, CU, Memory Unit, and Output devices. ☐ Microphone , Scanner and DigitalCamera 		
		11.	Uses of Computers	Page#15		<ul style="list-style-type: none"> • Reading and Explanation of uses of Computers. • Check Your Progress: • Also tell the computer manners. 		
		12.	A Super Machine	Page#16-17		<ul style="list-style-type: none"> • Let us Recall • Learn Keywords <p>Test yourself: Solve exercise A, B & C. Home Work : Solve the questions D & E.</p>		

Note: This breakup is provided for your daily planning. Daily lesson planning is the responsibility of the concerned teacher.



5 /15 5 /30

Daily Break-Up

This is our new teaching week.

Computer Class-III 40 min		TERM INFORMATION		I	Apr-Sep	15 weeks	1 to 15	45 periods
3 periods p/w 90 p/a				II	Oct-Mar	15 weeks	16 to 30	45 periods
MONTH	WEEK	PN	Unit#02, The Computer System					
	Week 5	[90]	TOPIC CONTENT & PAGE NUMBER			WORKBOOK OR ACTIVITY CONTENTS		
		13.	Exercise	Page#18		<ul style="list-style-type: none"> Answer these questions. (Q # 1 -4) 		
		14.	Uses of the computer	Page#18-19		<ul style="list-style-type: none"> Answer these questions. (Q # 5 -7) Go to Lab and perform given practical's. 		
		15.	Uses of the computer	Page#19		<ul style="list-style-type: none"> Project Work: Go to Lab complete theproject. 		


Note: This breakup is provided for your daily planning. Daily lesson planning is the responsibility of the concerned teacher.



6 /15 6 /30

Daily Break-Up

This is our new teaching week.



Computer		Class-III 40 min		TERM INFORMATION					
3 periods p/w 90 p/a				I	Apr-Sep	15 weeks	1 to 15	45 periods	
				II	Oct-Mar	15 weeks	16 to 30	45 periods	
MONTH	WEEK	PN	Unit#03, Introducing Windows						
	Week 6	[90]	TOPIC CONTENT & PAGE NUMBER				WORKBOOK OR ACTIVITY CONTENTS		
		16.	The Operating System	Page# 20-21		<ul style="list-style-type: none"> Reading and explanation of Operatingsystem. 			
		17.	The Desktop	Page# 21-22		Reading of Desktop and Icons.			
		18.	Selecting and Deselecting and Icons and ArrangingIcons	Page# 23-24		Explain how to selecting and deselecting andicons and Arranging icons. Click Time:			


Note: This breakup is provided for your daily planning. Daily lesson planning is the responsibility of the concerned teacher.



7 /13 7 /30

Daily Break-Up

This is our new teaching week.



Computer		Class-III 40 min		TERM INFORMATION		I	Apr-Sep	15 weeks	1 to 15	45 periods	
3 periods p/w 45 p/a						II	Oct-Mar	15 weeks	16 to 30	45 periods	
MONTH	WEEK	PN	Unit#03, Introducing Windows								
	Week 7	[90]	TOPIC CONTENT & PAGE NUMBER				WORKBOOK OR ACTIVITY CONTENTS				
		19.	Hiding Icons		Page# 24-25		<ul style="list-style-type: none"> Tell the students, how we can hiding icons? Taskbar Changing the position of the taskbar. Check Your Progress. Fill in the Blanks. 				
		20.	Hiding Icons		Page# 26-27		<ul style="list-style-type: none"> Explain Start Button, Programmes, Run, Turn off. 				
		21.	Parts of Windows		Page# 27-29		<ul style="list-style-type: none"> Explain parts of windows. 				

Note: This breakup is provided for your daily planning. Daily lesson planning is the responsibility of the concerned teacher



8 /15 8 /30

Daily Break-Up

This is our new teaching week.

Computer		Class-III 40 min		TERM INFORMATION		I	Apr-Sep	15 weeks	1 to 15	45 periods	
3 periods p/w 90 p/a						II	Oct-Mar	15 weeks	16 to 30	45 periods	
MONTH	WEEK	PN	Unit#03, Introducing Windows								
	Week 8	[90]	TOPIC CONTENT & PAGE NUMBER				WORKBOOK OR ACTIVITY CONTENTS				
		22.	Introducing Windows	Page# 16-17		<ul style="list-style-type: none"> Let Us Recall Activity: <ul style="list-style-type: none"> Learn Keywords 					
		23.	Test Yourself	Page# 30-31		Test yourself: <ul style="list-style-type: none"> Tick the correct answers. Solve B, C and D exercises. 					
		24.	Test Yourself	Page# 32		Test yourself: <ul style="list-style-type: none"> Exercise E. Answer these questions 					

Note: This breakup is provided for your daily planning. Daily lesson planning is the responsibility of the concerned teacher.



9 /15 9 /30

Daily Break-Up

This is our new teaching week.

Computers Class-III 40 min 3 periods p/w 90 p/a			TERM INFORMATION	I Apr-Sep	15 weeks	1 to 15	45 periods
				II Oct-Mar	15 weeks	16 to 30	45 periods
MONTH	WEEK	PN	Unit#03, Introducing Windows				
	Week 9	[90]	TOPIC CONTENT & PAGE NUMBER			WORKBOOK OR ACTIVITY CONTENTS	
		25.	Test Yourself	Page# 32		Test yourself:	
		26.	Test Yourself	Page# 32-33		<ul style="list-style-type: none"> • Exercise E. • Answer these questions 	
		27.	Test Yourself	Page# 34		<ul style="list-style-type: none"> • Solve Crosswords with given clues. • Go to Lab: • PROJECT WORK: 	

Note: This breakup is provided for your daily planning. Daily lesson planning is the responsibility of the concerned teacher.



10/15 10/30

Daily Break-Up

This is our new teaching week.

Computers		Class-III 40 min		TERM INFORMATION		I	Apr-Sep	15 weeks	1 to 15	45 periods	
3 periods p/w 90 p/a						II	Oct-Mar	15 weeks	16 to 30	45 periods	
MONTH	WEEK	PN	Unit#04, Using The Keyboard								
	Week 10	[90]	TOPIC CONTENT & PAGE NUMBER				WORKBOOK OR ACTIVITY CONTENTS				
		28.	The Keyboard	Page#34-35		<ul style="list-style-type: none"> Reading and explanation Keyboard. Take students to the lab and tell about different keys of keyboards. 					
		29.	Click Time	Page#36-37		<ul style="list-style-type: none"> Click Time: Number or Numeric Keys Symbol Keys Click Time: 					
		30.	Click Time	Page#37		Click Time: Change Your progress.					

Note: This breakup is provided for your daily planning. Daily lesson planning is the responsibility of the concerned teacher.



11/15 11/30

Daily Break-Up

This is our new teaching week.

Computers Class-III 40 min		TERM INFORMATION		I	Apr-Oct	15 weeks	1 to 15	45 periods
3 periods p/w 90 p/a				II	Nov-Mar	15 weeks	16 to 30	45 periods
MONTH	WEEK	PN	Unit#04, Using The Keyboard					
	Week 11	[90]	TOPIC CONTENT & PAGE NUMBER			WORKBOOK OR ACTIVITY CONTENTS		
		31.	Function Keys and Cursor Control keys and Special keys Page# 38-39			Reading and Explanation of given topics.		
		32.	Click Time		Page# 39-40	<ul style="list-style-type: none"> Cool Tip Click Time 		
		33.	Become a typing Expert		Page# 40-41	<ul style="list-style-type: none"> Tell the students how to become a typingexpert. 		

Note: This breakup is provided for your daily planning. Daily lesson planning is the responsibility of the concerned teacher.



12/15 12/30

Daily Break-Up

This is our new teaching week.

Computers Class-III 40 min		TERM INFORMATION		I	Apr-Sep	15 weeks	1 to 15	45 periods
3 periods p/w 90 p/a				II	Oct-Mar	15 weeks	16 to 30	45 periods
MONTH	WEEK	PN	Unit#04, Using The Keyboard					
	Week 12	[90]	TOPIC CONTENT & PAGE NUMBER			WORKBOOK OR ACTIVITY CONTENTS		
		34.	Become a typing Expert	page# 41				<ul style="list-style-type: none"> Let us Recall Keywords
		35.	Test Yourself	Page# 42				Test yourself: <ul style="list-style-type: none"> Solve exercise A, B, C.
		36.	Test Yourself	Page# 42				Test yourself: (D) <ul style="list-style-type: none"> Answer these questions.

Note: This breakup is provided for your daily planning. Daily lesson planning is the responsibility of the concerned teacher.



13/15 13/30

Daily Break-Up

This is our new teaching week.

Computers Class-III 40 min 3 periods p/w 90 p/a			TERM INFORMATION				
			I	Apr-Sep	15 weeks	1 to 15	45 periods
			II	Oct-Mar	15 weeks	16 to 30	45 periods
MONTH	WEEK	PN	Unit#04, Using The Keyboard				
	Week 13	[90]	TOPIC CONTENT & PAGE NUMBER			WORKBOOK OR ACTIVITY CONTENTS	
		37.	Test Yourself	Page# 42-43	Test yourself: (D)		
		38.	Go to Lab	Page# 44	<ul style="list-style-type: none"> Answer these questions. Complete the exercise E till F 		
		39.	Test Yourself	Page# 45	<ul style="list-style-type: none"> Go To lab and Do the practical. Test paper 1 		


Note: This breakup is provided for your daily planning. Daily lesson planning is the responsibility of the concerned teacher.



14/15 14/30

Daily Break-Up

This is our new teaching week.



Computer Class-3 40 min 3 periods p/w 90 p/a		TERM INFORMATION		I Apr-Sep	15 weeks	1 to 15	45 periods
				II Oct-Mar	15 weeks	16 to 30	45 periods
MONTH	WEEK	PN	Unit#05, Fun with Paint				
	Week 14	[90]	TOPIC CONTENT & PAGE NUMBER		WORKBOOK OR ACTIVITY CONTENTS		
		40.	The Keyboard	Page#46-47	Reading , Explanation and Practical's: • The Keyboard • Drawing with the Pencil Tool.		
		41.	Painting with the Brush Tool	Page#47-48	Reading & Explanation. • Reading of painting with the brush tool. Cool Tip: Give cool Tip.		
		42.	Erasing with the Eraser	Page#48-49	Explanation and Practical work. • Erasing with the Eraser • Using the Airbrush Tool		

Note: This breakup is provided for your daily planning. Daily lesson planning is the responsibility of the concerned teacher.



15/15 15/30

Daily Break-Up

This is our new teaching week.

Computer Class-3 40 min 3 periods p/w 90 p/a		TERM INFORMATION		I Apr-Sep	15 weeks	1 to 15	45 periods
				II Oct-Mar	15 weeks	16 to 30	45 periods
MONTH	WEEK 15	PN	Unit#05, Fun with Paint				
		[90]	TOPIC CONTENT & PAGE NUMBER			WORKBOOK OR ACTIVITY CONTENTS	
		43.	Fill in an Area or Object with Colours In Paint Page# 49-50			Explanation and Practical work. • Fill in an Area or Object with Colours In Paint • Click Time	
		44.	Using the fill with Colour Tool Page# 50-51			Explanation and Practical work. • Using the fill with Colour Tool H: W: Check Your progress:	
		45.	Using the pick with Colour Tool Page# 51			Explanation and Practical work. • Using the pick with Colour Tool :	

Note: This breakup is provided for your daily planning. Daily lesson planning is the responsibility of the concerned teacher.



2nd Term /Final Term

1/15 16/30

Daily Break-Up

This is our new teaching week.

Computer Class-3 40 min		TERM INFORMATION				
3 periods p/w 90 p/a		I	Apr-Sep	15weeks	1 to 15	45 periods
		II	Oct-Mar	15 weeks	16 to 30	45 periods
MONTH	WEEK	PN	Unit#05, Fun with Paint			
	Week 16	[90]	TOPIC CONTENT & PAGE NUMBER			WORKBOOK OR ACTIVITY CONTENTS
		46.	Using the Magnifier Tool and Text Tool Page#52-53			Explanation and Practical work of the following Topic: <ul style="list-style-type: none"> Using the Magnifier Tool and the Text Tool. Cool Tip
		47.	Click Time Cool Tip Page#53-54			<ul style="list-style-type: none"> Click Time Cool Tip
		48.	Saving Your Drawing Page#54-55			<ul style="list-style-type: none"> Explain How we save drawing and closing paint.

Note: This breakup is provided for your daily planning. Daily lesson planning is the responsibility of the concerned teacher.



2/15 17/30

Daily Break-Up

This is our new teaching week.

Computer Class-3 40 min		TERM INFORMATION		I	Apr-Oct	15 weeks	1 to 15	45 periods
3 periods p/w 90 p/a				II	Nov-Mar	15 weeks	16 to 30	45 periods
MONTH	WEEK	PN	Unit#05, Fun with Paint					
	Week 17	[90]	TOPIC CONTENT & PAGE NUMBER			WORKBOOK OR ACTIVITY CONTENTS		
		49.	Fun with Paint	Page#55	? Computer Manners. ? Let Us Recall key points and Learn Keywords.			
		50.	Test Yourself	Page#56	Test yourself: Solve exercise A, B & C. <ul style="list-style-type: none"> • Home Work : Solve the questions D & E.. 			
		51.	Test Yourself	Page#56	Test yourself: Solve the questions D.			

Note: This breakup is provided for your daily planning. Daily lesson planning is the responsibility of the concerned teacher.



3/15 18/30

Daily Break-Up

This is our new teaching week.

Computer		Class-III 40 min		TERM INFORMATION		I	Apr-Sep	15 weeks	1 to 15	45 periods	
3 periods p/w 90 p/a						II	Oct-Mar	15weeks	16 to 30	45 periods	
MONTH	WEEK	PN	Unit#05, Fun with Paint								
	Week 18	[90]	TOPIC CONTENT & PAGE NUMBER					WORKBOOK OR ACTIVITY CONTENTS			
		52.	Go To Lab		Page#57	<ul style="list-style-type: none"> Go to Computer Lab and perform practical work 1 till 2. 					
		53.	Go To Lab		Page#57	<ul style="list-style-type: none"> Go to Lab and perform practical's 3 till 4. 					
		54.	Go To Lab		Page#57	<ul style="list-style-type: none"> Go to Lab and perform practical's 5. 					

Note: This breakup is provided for your daily planning. Daily lesson planning is the responsibility of the concerned teacher.



4/15 19/30

Daily Break-Up

This is our new teaching week.

Computer		Class-III 40 min		TERM INFORMATION					
3 periods p/w 90 p/a				I	Apr-Sep	15 weeks	1 to 15	45 periods	
				II	Oct-Mar	15 weeks	16 to 30	45 periods	
MONTH	WEEK	PN	Unit#06, Scratch						
	Week 19	[90]	TOPIC CONTENT & PAGE NUMBER				WORKBOOK OR ACTIVITY CONTENTS		
		55.	Scratch	Page# 58-59		Explanation and Practical work of the followingTopic <ul style="list-style-type: none"> Explain what is Scratch, and Staring Scratch. 			
		56.	Scratch	Page# 59-60		Explanation and Practical work of the followingTopic Explain what is Scratch Screen.			
		57.	Scratch	Page# 59-60		Go to Lab and Do practical work.			

Note: This breakup is provided for your daily planning. Daily lesson planning is the responsibility of the concerned teacher.



5/15 20/30

Daily Break-Up

This is our new teaching week.

Computer		Class-III 40 min		TERM INFORMATION		I Apr-Sep 15 weeks		1 to 15		45 periods		
				II Oct-Mar 15 weeks				16 to 30		45 periods		
MONTH	WEEK	PN	Unit#06, Scratch									
	Week 20	[90]	TOPIC CONTENT & PAGE NUMBER					WORKBOOK OR ACTIVITY CONTENTS				
		58.	Commanding The Cat	Page# 61		Explanation and Practical work of the following Topic						
						<ul style="list-style-type: none"> Explain what is “Commanding The Cat “. 						
		59.	Moving The Cat	Page# 62-63		Explanation and Practical work of the following Topic						
						<ul style="list-style-type: none"> Explain what is “MovingThe Cat “. 						
		60.	Moving The Cat	Page# 62-63		Explanation and Practical work of the following Topic						
						<ul style="list-style-type: none"> Explain what is “MovingThe Cat “. 						

Note: This breakup is provided for your daily planning. Daily lesson planning is the responsibility of the concerned teacher.



6/15 21/30

Daily Break-Up

This is our new teaching week.

Computer Class-III 40 min 3 periods p/w 90 p/a		TERM INFORMATION				
		I	Apr-Oct	15 weeks	1 to 15	45 periods
		II	Nov-Mar	15 weeks	16 to 30	45 periods
MONTH	WEEK	PN	Unit#06, Scratch			
	Week 21	[90]	TOPIC CONTENT & PAGE NUMBER			WORKBOOK OR ACTIVITY CONTENTS
		61.	Scratch	Page# 63	<ul style="list-style-type: none"> Click Time Check Your progress 	
		62.	Scratch	Page# 64	<ul style="list-style-type: none"> Click Time 	
		63.	Scratch	Page# 65	<ul style="list-style-type: none"> Click Time 	

Note: This breakup is provided for your daily planning. Daily lesson planning is the responsibility of the concerned teacher.



7/15 22/30

Daily Break-Up

This is our new teaching week.

Computers Class-III 40 min		TERM INFORMATION		I	Apr-Sep	15 weeks	1 to 15	45 periods
3 periods p/w 90 p/a				II	Oct-Mar	15 weeks	16 to 30	45 periods
MONTH	WEEK	PN	Unit#06, Scratch					
	Week 22	[90]	TOPIC CONTENT & PAGE NUMBER			WORKBOOK OR ACTIVITY CONTENTS		
		64.	Drawing in Scratch	Page# 66	Explanation and Practical work of the following Topic			
					<ul style="list-style-type: none"> Explain all steps of “Drawing in Scratch”. 			
		65.	Click Time	Page# 67-68	<ul style="list-style-type: none"> Click Time 			
		66.	Let Us Recall	Page# 68-69	<ul style="list-style-type: none"> Let Us Recall Key points and Learnkey words. 			


Note: This breakup is provided for your daily planning. Daily lesson planning is the responsibility of the concerned teacher.



8/15 23/30

Daily Break-Up

This is our new teaching week.



Computers Class-III 40 min 3 periods p/w 90 p/a			TERM INFORMATION		I Apr-Sep 15 weeks	1 to 15	45 periods
					II Oct-Mar 15 weeks	16 to 30	45 periods
MONTH	WEEK	PN	Unit#06, Scratch Unit# 07, The Talented Cat				
	Week 23	[90]	TOPIC CONTENT & PAGE NUMBER		WORKBOOK OR ACTIVITY CONTENTS		
		67.	Test yourself	Page#69	<ul style="list-style-type: none"> Solve exercise A 		
		68.	Back grounds	Page#70-71	Explanation and Practical work of the following Topics <ul style="list-style-type: none"> Explain all steps of “Backgrounds, and Changing Backdrop.” 		
		69.	Back grounds	Page#71-72	Explanation and Practical work of the following Topics Explain all steps of “Paint new back drop.”		

Note: This breakup is provided for your daily planning. Daily lesson planning is the responsibility of the concerned teacher.



9/15 24/30

Daily Break-Up

This is our new teaching week.

Computers Class-III 40 min		TERM INFORMATION		I Apr-Sep	15 weeks	1 to 15	45 periods
3 periods p/w 90 p/a				II Oct-Mar	15 weeks	16 to 30	45 periods
MONTH	WEEK	PN	Unit# 07, The Talented Cat				
	Week 11	[90]	TOPIC CONTENT & PAGE NUMBER			WORKBOOK OR ACTIVITY CONTENTS	
		70.	Back grounds	Page#72-73	Explanation and Practical work of the following Topics <ul style="list-style-type: none"> Explain all steps of “choose backdrop from library 		
		71.	Hide and Seek with the cat Writing in Scratch	page# 73-74	Explanation and Practical work of the following Topics <ul style="list-style-type: none"> Explain all steps of “Hide and Seek with the cat. Writing in Scratch 		
		72.	Scripting	page# 74-75	Explanation and Practical work of the following Topics <ul style="list-style-type: none"> Scripting 		

Note: This breakup is provided for your daily planning. Daily lesson planning is the responsibility of the concerned teacher.



10/15 25/30

Daily Break-Up

This is our new teaching week.

Computers		Class-III 40 min		TERM INFORMATION		I	Apr-Sep	15 weeks	1 to 15	45 periods	
3 periods p/w 90 p/a						II	Oct-Mar	15 weeks	16 to 30	45 periods	
MONTH	WEEK	PN	Unit# 07, The Talented Cat								
	Week 25	[90]	TOPIC CONTENT & PAGE NUMBER					WORKBOOK OR ACTIVITY CONTENTS			
		73.	The Dancing Cat	page# 76-77		Explanation and Practical work of the following Topics					
						<ul style="list-style-type: none"> Explain all steps of “The Dancing cat. 					
		74.	The Dancing Cat	page# 77-78		Explanation and Practical work of the following Topics					
						<ul style="list-style-type: none"> Explain all steps of “The Dancing cat. 					
		75.	Let Us Recall and Keywords	page# 79		<ul style="list-style-type: none"> Let Us Recall key points and LearnKeywords. 					

Note: This breakup is provided for your daily planning. Daily lesson planning is the responsibility of the concerned teacher.



11/15 26/30

Daily Break-Up

This is our new teaching week.

Computers Class-III 40 min		TERM INFORMATION		I	Apr-Sep	15 weeks	1 to 15	45 periods
3 periods p/w 90 p/a				II	Oct-Mar	15 weeks	16 to 30	45 periods
MONTH	WEEK	PN	Unit# 07, The Talented Cat		Unit# 08, Introducing MS Word 2016.			
	Week 26	[90]	TOPIC CONTENT & PAGE NUMBER			WORKBOOK OR ACTIVITY CONTENTS		
		76.	Test Yourself	Page# 79	Explanation and Practical work of the following Topics			
					<ul style="list-style-type: none"> Solve the exercises A till B 			
		77.	Starting MS Word 2016	Page# 80-81	Explanation and Practical work of the following Topics			
					<ul style="list-style-type: none"> Explain all steps of “Starting MSWord 2016.” 			
		78.	MS Word Window	Page# 81-82	Explanation and Practical work of the following Topics			
					<ul style="list-style-type: none"> Explain about MS Word Window. 			


Note: This breakup is provided for your daily planning. Daily lesson planning is the responsibility of the concerned teacher.



12/15 27 /30

Daily Break-Up

This is our new teaching week.



Computers Class-III 40 min		TERM INFORMATION		I Apr-Oct	15 weeks	1 to 15	45 periods
3 periods p/w 90 p/a				II Nov-Mar	15 weeks	16 to 30	45 periods
MONTH	WEEK	PN	Unit# 08, Introducing MS Word 2016.				
	Week 27	[90]	TOPIC CONTENT & PAGE NUMBER			WORKBOOK OR ACTIVITY CONTENTS	
		79.	Creating a New File	Page# 82	Explanation and Practical work of the following Topics <ul style="list-style-type: none"> Explain all steps of “Creating a New File.” 		
		80.	Formatting and Selecting Text	Page# 83	Explanation and Practical work of the following Topics <ul style="list-style-type: none"> Explain about how we format and select the text.” 		
		81.	Changing the Font and The Font Size	Page# 84	Explanation and Practical work of the following Topics <p>Explain all steps about how we “Change the Font and The Font Size.</p>		

Note: This breakup is provided for your daily planning. Daily lesson planning is the responsibility of the concerned teacher.



13/15 28/30

Daily Break-Up

This is our new teaching week.

Computers Class-III 40 min		TERM INFORMATION				
3 periods p/w 90 p/a		I	Apr-Sep	15 weeks	1 to 15	45 periods
		II	Oct-Mar	15 weeks	16 to 30	45 periods
MONTH	WEEK	PN	Unit# 08, Introducing MS Word 2016.			
	Week 28	[90]	TOPIC CONTENT & PAGE NUMBER			WORKBOOK OR ACTIVITY CONTENTS
		82.	Changing the Font Colour Page# 85		Explanation and Practical work of the following Topics Explain all steps about how we “Change the Font Colour.	
		83.	Saving A File	Page# 85-86	Explanation and Practical work of the following Topics • Explain about how we save the file.	
		84.	Click Time	Page# 86-87	Click Time:	

Note: This breakup is provided for your daily planning. Daily lesson planning is the responsibility of the concerned teacher.



14/15 29/30

Daily Break-Up

This is our new teaching week.

Computers Class-III 40 min		TERM INFORMATION				
3 periods p/w 90 p/a		I	Apr-Sep	15 weeks	1 to 15	45 periods
		II	Oct-Mar	15 weeks	16 to 30	45 periods
MONTH	WEEK	PN	Unit# 08, Introducing MS Word 2016.			
	Week 29	[90]	TOPIC CONTENT & PAGE NUMBER			WORKBOOK OR ACTIVITY CONTENTS
		85.	Opening A Saved File	Page# 87-88	Explanation and Practical work of the following Topics Explain all steps about how we “Open a savedfile , Close and Existing file.	
		86.	Let Us Recall & Keywords	Page# 89	<ul style="list-style-type: none"> Let Us Recall Keywords . Solve the exercises A till D 	
		87.	Test Yourself	Page# 90	<ul style="list-style-type: none"> Solve the exercise F. Answer the given questions. 	


Note: This breakup is provided for your daily planning. Daily lesson planning is the responsibility of the concerned teacher.



15/15 30/30

Daily Break-Up

This is our new teaching week.



Computers Class-III 40 min 3 periods p/w 90 p/a			TERM INFORMATION	I Apr-Sep	15 weeks	1 to 15	45 periods
				II Oct-Mar	15 weeks	16 to 30	45 periods
MONTH	WEEK	PN	Unit# 08, Introducing MS Word 2016.				
	Week 30	[90]	TOPIC CONTENT & PAGE NUMBER				WORKBOOK OR ACTIVITY CONTENTS
		88.	Go To Lab	Page# 91		Go to Computer Lab and perform practical 1 &2 on page# 91.	
		89.	Test Paper 2	Page# 92		. Solve exercise	
		90.	Project Work	Page# 93-94		<ul style="list-style-type: none"> • Complete project work. 	

Note: This breakup is provided for your daily planning. Daily lesson planning is the responsibility of the concerned teacher.