

Syllabus Breakdown Computer Grade 2

AIR FOUNDATION SCHOOL SYSTEM
ISLAMABAD/PAKISTAN



Teaching weeks per annum

For the regions where academic session begins in **April**

FIRST TERM: APRIL – SEPTEMBER

Expected Teaching Weeks

April	Teaching Week 1	Teaching Week 2	Teaching Week 3	Teaching Week 4
May	Teaching Week 5	Teaching Week 6	Teaching Week 7	First Midterm Examination
June	Summer Vacation	Summer Vacation	Summer Vacation	Summer Vacation
July	Summer Vacation	Summer Vacation	Summer Vacation	Summer Vacation
August	Teaching Week 8	Teaching Week 9	Teaching Week 10	Teaching Week 11
September	Teaching Week 12	Teaching Week 13	1st Term Examination	1st Term Examination

SECOND TERM: OCTOBER – MARCH

Expected Teaching Weeks

October	Teaching Week 14	Teaching Week 15	Teaching Week 16	Teaching Week 17
November	Teaching Week 18	Teaching Week 19	Teaching Week 20	Teaching Week 21
December	Teaching Week 22	Second Midterm Examination	Winter Vacation	Winter Vacation
January	Teaching Week 23	Teaching Week 24	Teaching Week 25	Teaching Week 26
February	Teaching Week 27	Teaching Week 28	Teaching Week 29	Teaching Week 30
March	Revision Work	Annual Examination	Annual Examination	PTM & Annual Day



Teaching weeks per annum

For the regions where academic session begins in **August**

FIRST TERM: AUGUST – DECEMBER

Expected Teaching Weeks

August	Teaching Week 1	Teaching Week 2	Teaching Week 3	Teaching Week 4
September	Teaching Week 5	Teaching Week 6	Teaching Week 7	First Midterm Examination
October	Teaching Week 8	Teaching Week 9	Teaching Week 10	Teaching Week 11
November	Teaching Week 12	Teaching Week 13	Teaching Week 14	Teaching Week 15
December	Midterm Examination	Midterm Examination	<i>Winter Vacation</i>	<i>Winter Vacation</i>

SECOND TERM: OCTOBER – MARCH

Expected Teaching Weeks

January	Teaching Week 16	Teaching Week 17	Teaching Week 18	Teaching Week 19
February	Teaching Week 20	Teaching Week 21	Teaching Week 22	Second Midterm Exam
March	Teaching Week 23	Teaching Week 24	Teaching Week 25	Teaching Week 26
April	Teaching Week 27	Teaching Week 28	Teaching Week 29	Teaching Week 30
May	<i>Revision Work</i>	Annual Examination	Annual Examination	<i>PTM & Annual Day</i>



Allocation of periods

Subjects and period distribution for preparing timetable, syllabus breakdown, lesson plans etc.

SN	SUBJECT	JUNIOR			PRIMARY		SECONDARY			EACH SUBJECT PER ANNUM
		GRADE - 1	GRADE - 2	GRADE - 3	GRADE - 4	GRADE - 5	GRADE - 6	GRADE - 7	GRADE - 8	
1	English Language	5	5	5	5	5	5	5	5	150
2	Urdu Language	5	5	5	5	5	5	5	5	
3	Mathematics	5	5	5	5	5	5	5	5	
4	Science	-	-	-	5	5	5	5	5	
5	General Knowledge	5	5	5	-	-	-	-	-	
6	Sindhi Language ¹	4	4	4	4	4	4	4	4	120
7	Social Studies	-	-	-	4	4	-	-	-	
8	Islamiyat	4	4	4	4	4	4	4	4	
9	Nazra-e-Quran ²	4	4	4	4	4	4	4	4	
10	Geography	-	-	-	-	-	3	3	3	
11	Computer Science	3 SRM ³	3 SRM	3 SRM	3 SRM	3 SRM	3	3	3	90
12	Life Skills	3 SRM	3 SRM	3 SRM	-	-	-	-	-	
13	Artwork	3 SRM	3 SRM	3 SRM	-	-	-	-	-	
14	History	-	-	-	-	-	2	2	2	
15	Life Skills & Art	-	-	-	2 SRM	2 SRM	-	-	-	60
		-	-	-	-	-	1 SRM	1 SRM	1 SRM	
PERIODS PER WEEK		37	37	37	37	37	37	37	37	37

¹ In Sindh Region only

² In all regions except Sindh

³ SRM: (Supplementary Reading Material)

**FIRST TERM | UNITS OR CHAPTERS DISTRIBUTION WITHIN 15 STUDY WEEKS OF THIS TERM.**

Study Week 1 [1/15 1/30] Unit#01 A Super Machine Page# 3-4	Study Week 2 [2/15 2/30] Unit#01 A Super Machine Page# 5-6	Study Week 3 [3/15 3/30] Unit#01 A Super Machine Page # 6- 8	Study Week 4[4/15 4/30] Unit#02, Uses of Computer page #09-10
Study Week 5 [5/15 5/30] Unit#02, Uses of Computer page # 10-12	Study Week 6[6/15 6/30] Unit#02, Uses of Computer page # 12-14	Study Week 7 [7/15 7/30] Unit#02, Uses of Computer page # 14-16	Study Week 8[8/15 8/30] Unit#02, Uses of Computer page # 16-18
StudyWeek9[9/15 10/3] Unit#02, Uses of Computer page # 18-19	Study Week 10(10/15 10/30] Unit#02, Uses of Computer page # 10-19	Study Week 11[11/15 11/30] Unit#03 How does a computer work page # 20-23	Study Week 12(12/15 12/30] Unit#03 How does a computer work page # 22-24
Study week (13/15 13/30] Unit#03 How does a computer work page # 24-25	Study Week [14/15 14/30] Unit#04, Input and Output Devices Page# 26-28	Study Week [15/15 15/30] Unit#04, Input and Output Devices Page# 29-30	

**SECOND TERM / Final Term | UNITS OR CHAPTER DISTRIBUTION WITHIN 15 WEEKS OF THIS TERM.**

Study Week [1/15 16/30] Unit#04, Input and Output Devices Page# 31-33	Study Week [2/15 17/30] Unit#04, Input and Output Devices Page# 33-35	Study Week [3/15 18/30] Unit#04, Input and Output Devices Unit#05, Starting up and Shutting down Page# 35-37	Study Week [4/15 19/30] Unit#04, Input and Output Devices Unit#05, Starting up and Shutting down Page# 26-39
Study Week [5/15 20/30] Unit#05, Starting up and Shutting down Page# 39-40	Study Week [6/15 21/30] Unit#05, Starting up and Shutting down Unit#06, Using Word Pad Page#41-43	Study Week [7/15 22/30] Unit#06, Using Word Pad Page# 43-44	Study Week [8/15 23/30] Unit#06, Using Word Pad Page# 45-46
Study Week [9/15 24/30] Unit#06, Using Word Pad Page# 47-49	Study Week [10/15 25/30] Unit#06, Using Word Pad Page# 49-50	Study Week [11/15 26/30] Unit#07, Fun With Paint Page# 51-53	Study Week [12/15 27/30] Unit#07, Fun With Paint Page# 53-56
Study Week [13/15 28/30] Unit#07, Fun With Paint Page# 56-59	Study Week [14/15 29/30] Unit#07, Fun With Paint Page# 59-62	Study Week [15/15 30/30] Unit#07, Fun With Paint Page#62-64	



1st Term

1 /15 1 /30

Daily Break-Up

This is our new teaching week.

Computer		Class-2 40 min		TERM INFORMATION		I	Apr-Sep	15 weeks	1 to 15	45 periods	
3 periods p/w 90 p/a						II	Oct-Mar	15 weeks	16 to 30	45 periods	
MONTH	WEEK	PN	Unit#01 A Super Machine								
	Week 1	[90]	TOPIC CONTENT & PAGE NUMBER					WORKBOOK OR ACTIVITY CONTENTS			
		1.	A Super Machine		Page#3			Reading : Read the whole page. <ul style="list-style-type: none"> What is a computer? 			
		2.	A Super Machine		Page#3-4			Reading : Read the page # 04 <ul style="list-style-type: none"> What are the types of computer? What is the difference between a super computer and a laptop? 			
		3.	A Super Machine		Page#4			Check your Progress: <ul style="list-style-type: none"> Tick the machines that need electricity turn on. 			


Note: This breakup is provided for your daily planning. Daily lesson planning is the responsibility of the concerned teacher.



2 /15 2 /30

Daily Break-Up

This is our new teaching week.



Computer Class-2 40 min		TERM INFORMATION		I	Apr-Sep	15 weeks	1 to 15	45 periods
3 periods p/w 90 p/a				II	Oct-Mar	15 weeks	16 to 30	45 periods
MONTH	WEEK 2	PN	Unit#01 A Super Machine					
	Week 2	[90]	TOPIC CONTENT & PAGE NUMBER			WORKBOOK OR ACTIVITY CONTENTS		
		4.	A Super Machine		Page#5	Reading: <ul style="list-style-type: none"> Read the whole page. What does a computer do? Uses of the computer 		
		5.	A Super Machine		Page#5	Take Oral test and ask <ul style="list-style-type: none"> What are the uses of the computer? 		
		6.	A Super Machine		Page#6	Check your progress: <ul style="list-style-type: none"> Name the type of computer these people use? 		


Note: This breakup is provided for your daily planning. Daily lesson planning is the responsibility of the concerned teacher.



3 /15 3 /30

Daily Break-Up

This is our new teaching week.



Computer Class-2 40 min		TERM INFORMATION		I	Apr-Sep	15 weeks	1 to 15	45 periods
3 periods p/w 90 p/a				II	Oct-Mar	15 weeks	16 to 30	45 periods
MONTH	WEEK	PN	Unit#01 A Super Machine					
	Week 3	[90]	TOPIC CONTENT & PAGE NUMBER			WORKBOOK OR ACTIVITY CONTENTS		
		7.	A Super MachinePage#6			<ul style="list-style-type: none"> How computers are different from humans? 		
		8.	A Super MachinePage#7			Tell the Computer Manners: Let Us Recall Keyword: MachineTest yourself: <ul style="list-style-type: none"> Think of six things that you can do but acomputer cannot. 		
		9.	A Super MachinePage#8			Test yourself: <ul style="list-style-type: none"> How are the computers different fromhuman beings? Write C for the computer and H for human being. Test yourself: <ul style="list-style-type: none"> What can you do on a computer? Colour as many clouds as you like? 		


Note: This breakup is provided for your daily planning. Daily lesson planning is the responsibility of the concerned teacher.



4 /15 4 /30

Daily Break-Up

This is our new teaching week.



Computer Class-2 40 min		TERM INFORMATION				
3 periods p/w 90 p/a		I	Apr-Sep	15 weeks	1 to 15	45 periods
		II	Oct-Mar	15 weeks	16 to 30	45 periods
MONTH	WEEK	PN	Unit#02, Uses of Computer			
	Week 4	[90]	TOPIC CONTENT & PAGE NUMBER			WORKBOOK OR ACTIVITY CONTENTS
		10.	A Super Machine	Page#9	Test yourself: <ul style="list-style-type: none"> Fill in the blanks with words from the box. 	
		11.	A Super Machine	Page#10	Test yourself: <ul style="list-style-type: none"> Answer the following questions 	
		12.	A Super Machine	Page#10	Test yourself: <ul style="list-style-type: none"> Join the dots. Name and colour the computers. Project Work: <ul style="list-style-type: none"> Collect pictures of different types of computers and paste them in your scrapbook. Write two sentences on each other of them.	


Note: This breakup is provided for your daily planning. Daily lesson planning is the responsibility of the concerned teacher.



5 /15 5 /30

Daily Break-Up

This is our new teaching week.



Computer Class-II 40 min 3 periods p/w 90 p/a			TERM INFORMATION	I Apr-Sep	15 weeks	1 to 15	45 periods
				II Oct-Mar	15 weeks	16 to 30	45 periods
MONTH	WEEK	PN	Unit#02 Uses of the computers				
	Week 5	[90]	TOPIC CONTENT & PAGE NUMBER			WORKBOOK OR ACTIVITY CONTENTS	
		13.	Uses of the computer	Page#10-11	Reading • Read Page no. 10 and 11		
		14.	Uses of the computer	Page#12	Check your progress: • What else are computers used for in your school.		
		15.	Uses of the computer	Page#12	• What is the use of computer at home?		


Note: This breakup is provided for your daily planning. Daily lesson planning is the responsibility of the concerned teacher.



6 /15 6 /30

Daily Break-Up

This is our new teaching week.



Computer Class-2 40 min		TERM INFORMATION		I	Apr-Oct	15 weeks	1 to 15	45 periods
3 periods p/w 90 p/a				II	Nov-Mar	15 weeks	16 to 30	45 periods
MONTH	WEEK	PN	Unit#02 Uses of the computers					
	Week 6	[90]	TOPIC CONTENT & PAGE NUMBER			WORKBOOK OR ACTIVITY CONTENTS		
		16.	Uses of computer in different places Page# 12-13			<ul style="list-style-type: none"> Read and write different uses of the computer in offices? What is the use of the computer in banks? 		
		17.	Uses of computer in different places Page# 13			Reading of page 13 <ul style="list-style-type: none"> What is the use of the computers in Railwaystations, Airports and Bus Depots? 		
		18.	Uses of computer in different places Page# 14			Reading of page 14 What is the use of the computers in Hospitals, inShops and Restaurants?		


Note: This breakup is provided for your daily planning. Daily lesson planning is the responsibility of the concerned teacher.



7 /15 7 /30

Daily Break-Up

This is our new teaching week.



Computer		Class-II 40 min		TERM INFORMATION		I	Apr-Sep	15 weeks	1 to 15	45 periods		
3 periods p/w 90 p/a						II	Oct-Mar	15 weeks	16 to 30	45 periods		
MONTH	WEEK	PN	Unit#02 Uses of the computers									
	Week 7	[90]	TOPIC CONTENT & PAGE NUMBER					WORKBOOK OR ACTIVITY CONTENTS				
		19.	Uses of computer in different places Page# 14-15					Reading of Page #14-15 <ul style="list-style-type: none"> • What is the use of computers in Publishing? • Tell the students about online shopping. • What is the use of computer inDesigning? 				
		20.	Uses of computer in different places Page# 15					<ul style="list-style-type: none"> • What is the use of computer in SpaceResearch and making Films? 				
		21.	Uses of computer in different places Page# 16					Check yourself: <ul style="list-style-type: none"> • Do you like animation movies? • Write the answers then discuss themwith your partner? 				


Note: This breakup is provided for your daily planning. Daily lesson planning is the responsibility of the concerned teacher



8 /15 8 /30

Daily Break-Up

This is our new teaching week.



Computer Class-II 40 min		TERM INFORMATION				
3 periods p/w 90 p/a		I	Apr-Sep	15 weeks	1 to 15	45 periods
		II	Oct-Mar	15 weeks	16 to 30	45 periods
MONTH	WEEK	PN	Unit#02 Uses of the computers			
	Week 8	[90]	TOPIC CONTENT & PAGE NUMBER			WORKBOOK OR ACTIVITY CONTENTS
		22.	Uses of computer in different places	Page# 16-17	Reading : <ul style="list-style-type: none"> What is the use of computer in PoliceWork? Let Us Recall 	
		23.	Uses of computer in different places	Page# 17	Activity: <ul style="list-style-type: none"> Learn Keywords Test yourself: <ul style="list-style-type: none"> Tick the correct answers. 	
		24.	Uses of the computer	Page#18	Test yourself: <ul style="list-style-type: none"> Look at the pictures given below. Where is the computer being used? What is the computer being used for? Complete the table. 	

Note: This breakup is provided for your daily planning. Daily lesson planning is the responsibility of the concerned teacher.



9 /15 9 /30

Daily Break-Up

This is our new teaching week.

Computers Class-II 40 min		TERM INFORMATION		I	Apr-Sep	15 weeks	1 to 15	45 periods
3 periods p/w 90 p/a				II	Oct-Mar	15 weeks	16 to 30	45 periods
MONTH	WEEK	PN	Unit#02 Uses of a computer					
	Week 9	[90]	TOPIC CONTENT & PAGE NUMBER			WORKBOOK OR ACTIVITY CONTENTS		
		25.	Uses of the computer	Page # 18		<ul style="list-style-type: none"> Teacher will explain the students about "Monitor". 		
		26.	Uses of the computer	Page # 18		<ul style="list-style-type: none"> Teacher will explain the students about "CPU". 		
		27.	Uses of the computer	Page#19		Test yourself: <ul style="list-style-type: none"> Unscramble the letters to get the names of places where computers are used. Help Madeeha's to reach her computer and make the report cards of Class 2. 		

Note: This breakup is provided for your daily planning. Daily lesson planning is the responsibility of the concerned teacher.



10/15 10/30

Daily Break-Up

This is our new teaching week.

Computers		Class-II 40 min		TERM INFORMATION		I	Apr-Sep	15 weeks	1 to 15	45 periods	
3 periods p/w 90 p/a						II	Oct-Mar	15 weeks	16 to 30	45 periods	
MONTH	WEEK	PN	Unit#02 Uses of a computer								
	Week 10	[90]	TOPIC CONTENT & PAGE NUMBER				WORKBOOK OR ACTIVITY CONTENTS				
		28.	Uses of the computer	Page#19		Test yourself: <ul style="list-style-type: none"> Answer the following questions 					
		29.	Uses of the computer	Page#19		Project Work: <ul style="list-style-type: none"> Ask your teacher to show you what an e-mail looks like and how it is sent. 					
		30.	Uses of the computer	Page# 10-19		Revision & test of Whole Chapter					


Note: This breakup is provided for your daily planning. Daily lesson planning is the responsibility of the concerned teacher.



11/15 11/30

Daily Break-Up

This is our new teaching week.



Computers Class-II 40 min 3 periods p/w 90 p/a			TERM INFORMATION	I	Apr-Sep	15 weeks	1 to 15	45 periods
				II	Oct-Mar	15 weeks	16 to 30	45 periods
MONTH	WEEK	PN	Unit#03 How does a computer work					
	Week 11	[90]	TOPIC CONTENT & PAGE NUMBER				WORKBOOK OR ACTIVITY CONTENTS	
		31.	How does a computer work	Page# 20-21		Reading and Explanation. <ul style="list-style-type: none"> • What is Input? • What is processing? 		
		32.	How does a computer work	Page# 21-22		<ul style="list-style-type: none"> • What is Output? Check your progress: <ul style="list-style-type: none"> • Dora wants to eat cake. • What should mummy do to bake a cake? • Write I for input P for processing and O for output. 		
		33.	How does a computer work	Page# 22-23		<ul style="list-style-type: none"> • What is meant by storage devices 		


Note: This breakup is provided for your daily planning. Daily lesson planning is the responsibility of the concerned teacher.



12/15 12/30

Daily Break-Up

This is our new teaching week.



Islamiat		Class-II 40 min		TERM INFORMATION		I Apr-Sep 15 weeks		1 to 15		45 periods		
3 periods p/w 90 p/a				II Oct-Mar 15 weeks				16 to 30		45 periods		
MONTH	WEEK	PN	Unit#03 How does a computer work									
	Week 12	[90]	TOPIC CONTENT & PAGE NUMBER					WORKBOOK OR ACTIVITY CONTENTS				
		34.	How does a computer work	page# 22-23							<ul style="list-style-type: none"> What is the difference between a HardDisc and a Pen Drive? What are the manners to use acomputer? 	
		35.	How does a computer work	Page# 23-24							Let Us Recall: Learn Keywords: Test yourself: (A) <ul style="list-style-type: none"> Complete this table. 	
		36.	How does a computer work	Page# 24							Test yourself: (B) <ul style="list-style-type: none"> Write the name of the following storagedevices. Test yourself: (D) <ul style="list-style-type: none"> Find the words given in the box, hiddenin the word search. 	


Note: This breakup is provided for your daily planning. Daily lesson planning is the responsibility of the concerned teacher.



13/15 13/30

Daily Break-Up

This is our new teaching week.



Computers Class-II 40 min		TERM INFORMATION		I	Apr-Sep	15 weeks	1 to 15	45 periods
3 periods p/w 90 p/a				II	Oct-Mar	15 weeks	16 to 30	45 periods
MONTH	WEEK	PN	Unit#03 How does a computer work					
	Week 13	[90]	TOPIC CONTENT & PAGE NUMBER			WORKBOOK OR ACTIVITY CONTENTS		
		37.	How does a computer work	Page# 24		Test yourself: <ul style="list-style-type: none"> Answer the questions. 		
		38.	Test Paper 1	Page # 25		Activity: <ul style="list-style-type: none"> Fill in The Blanks and Match the Columns. 		
		39.	Test Paper 1	Page # 25		c: Answer the given questions.		


Note: This breakup is provided for your daily planning. Daily lesson planning is the responsibility of the concerned teacher.



14/15 14 /30

Daily Break-Up

This is our new teaching week.



Computers		Class-II 40 min	TERM INFORMATION	I Apr-Sep	15 weeks	1 to 15	45 periods
3 periods p/w 90 p/a				II Oct-Mar	15 weeks	16 to 30	45 periods
MONTH	WEEK	PN	Unit#04, Input and Output Devices				
	Week 14	[90]	TOPIC CONTENT & PAGE NUMBER		WORKBOOK OR ACTIVITY CONTENTS		
		1.	Input and Output Devices Page#26-27		Reading and explanation of Input devices • Read page no.26		
		2.	Input and Output Devices Page#28		Reading and explanation of Input devices • What is a mouse? • How does it work? • What does right click and left click do?		
		3.	Input and Output Devices Page#28		Reading and explanation of Input devices. • What is drag and drop? • What is a keyboard?		


Note: This breakup is provided for your daily planning. Daily lesson planning is the responsibility of the concerned teacher.



15/15 15 /30

Daily Break-Up

This is our new teaching week.



Computers Class-II 40 min		TERM INFORMATION				45 periods	
3 periods p/w 90 p/a		I	Apr-Sep	15 weeks	1 to 15		
		II	Oct-Mar	15 weeks	16 to 30	45 periods	
MONTH	WEEK	PN	Unit#04, Input and Output Devices				
	Week 15	[90]	TOPIC CONTENT & PAGE NUMBER			WORKBOOK OR ACTIVITY CONTENTS	
		4.	Input and Output Devices Page#29			<ul style="list-style-type: none"> • What is an Alphabet key? • What are Number keys? 	
		5.	Input and Output Devices Page#29-30			Reading and explanation of Input devices <ul style="list-style-type: none"> • What are Arrow keys? • What is an Enter key? • What is Escape key? • What is Space bar? 	
		6.	Input and Output Devices Page#30			Reading and explanation of Input devices. <ul style="list-style-type: none"> • What are Back Space and Delete Keys? • What is Shift Key? • What is Caps Lock Key? 	

Note: This breakup is provided for your daily planning. Daily lesson planning is the responsibility of the concerned teacher.




2nd Term / Final Term

1/15 16 /30

Daily Break-Up

This is our new teaching week.



Computers Class-II 40 min 3 periods p/w 90 p/a		TERM INFORMATION				
		I	Apr-Sep	15 weeks	1 to 15	45 periods
		II	Oct-Mar	15 weeks	16 to 30	45 periods
MONTH	WEEK	PN	Unit#04, Input and Output Devices			
	Week 16	[90]	TOPIC CONTENT & PAGE NUMBER			WORKBOOK OR ACTIVITY CONTENTS
		7.	Input and Output Devices Page#31			Check your progress: <ul style="list-style-type: none"> Label the keys on this keyboard What is meant by a Scanner and aMicrophone & Joy stick.
		8.	Input and Output Devices Page#32			Reading and explanation of Input devices <ul style="list-style-type: none"> What are Output Devices? What is a Monitor? What is a Printer?
		9.	Input and Output Devices Page#33			Reading and explanation of Input devices. <ul style="list-style-type: none"> What do you know about Speakers &Headphones? Check your progress: <ul style="list-style-type: none"> Fill in the blanks to complete the name of some output devices.


Note: This breakup is provided for your daily planning. Daily lesson planning is the responsibility of the concerned teacher.



2/15 17 /30

Daily Break-Up

This is our new teaching week.



Computers Class-II 40 min		TERM INFORMATION				45 periods	
3 periods p/w 90 p/a		I	Apr-Sep	15 weeks	1 to 15		
		II	Oct-Mar	15 weeks	16 to 30	45 periods	
MONTH	WEEK	PN	Unit#04, Input and Output Devices				
	Week 17	[90]	TOPIC CONTENT & PAGE NUMBER			WORKBOOK OR ACTIVITY CONTENTS	
		10.	Input and Output Devices Page#33-34			<ul style="list-style-type: none"> Tell the Computers Manners. Let Us Recall & Learn Key words 	
		11.	Input and Output Devices Page#34-35			Test yourself: Complete Exercise A till C. <ul style="list-style-type: none"> Who am I? Match these keys with what they do? 	
		12.	Input and Output Devices Page#35			Test yourself: Complete Exercise D. <ul style="list-style-type: none"> Answer these questions. 	


Note: This breakup is provided for your daily planning. Daily lesson planning is the responsibility of the concerned teacher



03/15 18 /30

Daily Break-Up

This is our new teaching week.



Computers Class-II 40 min		TERM INFORMATION				I Apr-Sep 15 weeks 1 to 15		45 periods	
3 periods p/w 90 p/a		II Oct-Mar 15 weeks 16 to 30						45 periods	
MONTH	WEEK	PN	Unit#04, Input and Output Devices		Unit#05, Starting up and Shutting down				
	Week 18	[90]	TOPIC CONTENT & PAGE NUMBER			WORKBOOK OR ACTIVITY CONTENTS			
		13.	Input and Output Devices Page#35			Go To Lab: <ul style="list-style-type: none"> Learn to use the keyboard keys mentioned in the lesson. Note what appears on the monitor as you press each key 			
		14.	Input and Output Devices Page#35			Project Work: <ul style="list-style-type: none"> Paste pictures of input and output devices in your scrapbook. Write two sentences about each of them. 			
		15.	Starting up and Shutting down Page#36-37			<ul style="list-style-type: none"> Reading and Explanation How to start a computer? Check your progress : <ul style="list-style-type: none"> Which of the following are required to start up computer? H:W: Colour the clouds and write how many clouds you have coloured 			

Note: This breakup is provided for your daily planning. Daily lesson planning is the responsibility of the concerned teacher.



04/15 19 /30

Daily Break-Up

This is our new teaching week.

Computers Class-II 40 min		TERM INFORMATION		I Apr-Sep	15 weeks	1 to 15	45 periods
3 periods p/w 90 p/a				II Oct-Mar	15 weeks	16 to 30	45 periods
MONTH	WEEK	PN	Unit#04, Input and Output Devices	Unit#05, Starting up and Shutting down			
	Week 19	[90]	TOPIC CONTENT & PAGE NUMBER	WORKBOOK OR ACTIVITY CONTENTS			
		16.	Input and Output Devices. Page# 26-34	<ul style="list-style-type: none"> • Test of whole chapter. 			
		17.	Shutting down a Computer Page#38	<ul style="list-style-type: none"> • Reading and explanation. • Shutting down a computer. • Go to the lab and do the activity on computer how to shut down the computer. 			
		18.	Shutting down a Computer Page#39	<ul style="list-style-type: none"> • Computers Manners • Let Us Recall key points and learnKey words 			


Note: This breakup is provided for your daily planning. Daily lesson planning is the responsibility of the concerned teacher.



05/15 20 /30

Daily Break-Up

This is our new teaching week.



Computers		Class-II 40 min		TERM INFORMATION		I Apr-Sep 15 weeks		1 to 15		45 periods		
3 periods p/w 90 p/a				II Oct-Mar 15 weeks				16 to 30		45 periods		
MONTH	WEEK	PN	Unit#05, Starting up and Shutting down									
	Week 20	[90]	TOPIC CONTENT & PAGE NUMBER					WORKBOOK OR ACTIVITY CONTENTS				
		19.	Shutting down a Computer Page#39					<ul style="list-style-type: none"> • Test Yourself • Solve exercise A trill C • H:W: Exercise D for Home work. 				
		20.	Shutting down a Computer Page#39-40					<ul style="list-style-type: none"> • Reading and explanation. • Shutting down a computer. • Go to the lab and do the activity oncomputer how to shut down the computer. 				
		21.	Shutting down a Computer Page# 40					<ul style="list-style-type: none"> • Solve exercise E. 				


Note: This breakup is provided for your daily planning. Daily lesson planning is the responsibility of the concerned teacher.



06/15 21 /30

Daily Break-Up

This is our new teaching week.



Computers Class-II 40 min		TERM INFORMATION				I Apr-Sep 15 weeks 1 to 15		45 periods	
3 periods p/w 90 p/a		II Oct-Mar 15 weeks				16 to 30		45 periods	
MONTH	WEEK	PN	Unit#05, Starting up and Shutting down		Unit#06, Using Word Pad				
	Week 21	[90]	TOPIC CONTENT & PAGE NUMBER			WORKBOOK OR ACTIVITY CONTENTS			
		22.	Shutting down a Computer Page# 41			<ul style="list-style-type: none"> Solve exercise E. Do activity of exercise F. 			
		23.	Shutting down a Computer Page#41			<ul style="list-style-type: none"> Go To the LabActivity: With your teacher’s permission, switch on the hand and shut the computer 			
		24.	Starting Word Pad Page# 42-43			<ul style="list-style-type: none"> Reading, Explanation and Practical work. Starting word pad. 			


Note: This breakup is provided for your daily planning. Daily lesson planning is the responsibility of the concerned teacher.



07/15 22 /30

Daily Break-Up

This is our new teaching week.



Computers Class-II 40 min 3 periods p/w 90 p/a			TERM INFORMATION	I Apr-Sep	15 weeks	1 to 15	45 periods
				II Oct-Mar	15 weeks	16 to 30	45 periods
MONTH	WEEK	PN	Unit#06, Using Word Pad				
	Week 22	[90]	TOPIC CONTENT & PAGE NUMBER			WORKBOOK OR ACTIVITY CONTENTS	
		25.	The Word Pad Window Page# 43-44			<ul style="list-style-type: none"> • Reading & Explanation. • The “Word Pad Window”. 	
		26.	The Word Pad Window Page# 43-44			<ul style="list-style-type: none"> • Practical work. • The “Word Pad Window”. 	
		27.	The Word Pad Window Page# 44			<ul style="list-style-type: none"> • Check Your Progress. 	


Note: This breakup is provided for your daily planning. Daily lesson planning is the responsibility of the concerned teacher.



08/15 23/30

Daily Break-Up

This is our new teaching week.



Computers		Class-II 40 min		TERM INFORMATION		I	Apr-Sep	15 weeks	1 to 15	45 periods		
3 periods p/w 90 p/a						II	Oct-Mar	15 weeks	16 to 30	45 periods		
MONTH	WEEK	PN	Unit#06, Using Word Pad									
	Week 23	[90]	TOPIC CONTENT & PAGE NUMBER					WORKBOOK OR ACTIVITY CONTENTS				
		28.	Saving your Documents Page# 45					<ul style="list-style-type: none"> Reading & Explanation. How to save Your Documents? 				
		29.	Saving your Documents Page# 45					<ul style="list-style-type: none"> Practical work. How to save Your Documents? 				
		30.	Opening the saved Document Page# 46					<ul style="list-style-type: none"> Reading, Explanation & Practical work. How to save Your Documents? 				


Note: This breakup is provided for your daily planning. Daily lesson planning is the responsibility of the concerned teacher.



09/15 24/30

Daily Break-Up

This is our new teaching week.



Computers Class-II 40 min		TERM INFORMATION				I Apr-Sep 15 weeks 1 to 15		45 periods		
3 periods p/w 90 p/a		II Oct-Mar 15 weeks				16 to 30		45 periods		
MONTH	WEEK	PN	Unit#06, Using Word Pad							
	Week 24	[90]	TOPIC CONTENT & PAGE NUMBER				WORKBOOK OR ACTIVITY CONTENTS			
		31.	Saving your Documents Page# 47				<ul style="list-style-type: none"> Let Us Recall Key points and Keywords. 			
		32.	Saving your Documents Page# 47-49				<ul style="list-style-type: none"> Test Yourself Solve exercise A till C H:W: Exercise D for Home work. 			
		33.	Opening the saved Document Page# 49				<ul style="list-style-type: none"> Test Yourself Solve exercise E. 			

Note: This breakup is provided for your daily planning. Daily lesson planning is the responsibility of the concerned teacher.



10/15 25/30

Daily Break-Up

This is our new teaching week.

Computers Class-II 40 min		TERM INFORMATION		I	Apr-Sep	15 weeks	1 to 15	45 periods
3 periods p/w 90 p/a				II	Oct-Mar	15 weeks	16 to 30	45 periods
MONTH	WEEK	PN	Unit#06, Using Word Pad					
	Week 25	[90]	TOPIC CONTENT & PAGE NUMBER			WORKBOOK OR ACTIVITY CONTENTS		
		34.	Saving your Documents Page# 49			Go To Lab: Activity : <input type="checkbox"/> Write about 'My Best Friend' in WordPad. <input type="checkbox"/> Save the document and remember to give a file name of your document. <input type="checkbox"/> Again, open the saved document (follow the steps from the lesson)		
		35.	Saving your Documents Page# 49			Project Work: <input type="checkbox"/> Like word pad there is another program called Notepad. <input type="checkbox"/> Find out how this program is different from Word Pad.		
		36.	Did You Know? Page# 50			<ul style="list-style-type: none"> Do practical work of typing. Page # 50 		


Note: This breakup is provided for your daily planning. Daily lesson planning is the responsibility of the concerned teacher.



11/15 26/30

Daily Break-Up

This is our new teaching week.



Computers Class-II 40 min		TERM INFORMATION		I	Apr-Sep	15 weeks	1 to 15	45 periods
3 periods p/w 90 p/a				II	Oct-Mar	15 weeks	16 to 30	45 periods
MONTH	WEEK	PN	Unit#07, Fun With Paint					
	Week 26	[90]	TOPIC CONTENT & PAGE NUMBER			WORKBOOK OR ACTIVITY CONTENTS		
		37.	Did You Know? Page# 51			<ul style="list-style-type: none"> Do practical work of typing in Note Pad. Page # 52 		
		38.	Tool Box Page# 52			<ul style="list-style-type: none"> Reading & Explanation and Practical Work. Tool Box. 		
		39.	Colour Box Page# 53			<ul style="list-style-type: none"> Reading & Explanation and Practical Work. Colour Box. 		


Note: This breakup is provided for your daily planning. Daily lesson planning is the responsibility of the concerned teacher.



12/15 27 /30

Daily Break-Up

This is our new teaching week.



Computers		Class-II 40 min		TERM INFORMATION		I	Apr-Sep	15 weeks	1 to 15	45 periods	
3 periods p/w 90 p/a						II	Oct-Mar	15 weeks	16 to 30	45 periods	
MONTH	WEEK	PN	Unit#07, Fun With Paint								
	Week 27	[90]	TOPIC CONTENT & PAGE NUMBER					WORKBOOK OR ACTIVITY CONTENTS			
		40.	Line Tool Page# 53-54					<ul style="list-style-type: none"> • Reading & Explanation and PracticalWork. • Line Tool 			
		41.	Pencil Tool Page# 54-55					<ul style="list-style-type: none"> • Reading & Explanation and PracticalWork. • Pencil Tool. 			
		42.	Rectangle Tool Page# 55-56					<ul style="list-style-type: none"> ☐ Reading & Explanation and PracticalWork. ☐ Rectangle Tool ☐ Check Your Progress. 			


Note: This breakup is provided for your daily planning. Daily lesson planning is the responsibility of the concerned teacher.



13/15 28/30

Daily Break-Up

This is our new teaching week.



Computers		Class-II 40 min		TERM INFORMATION		I	Apr-Sep	15 weeks	1 to 15	45 periods	
3 periods p/w 90 p/a						II	Oct-Mar	15 weeks	16 to 30	45 periods	
MONTH	WEEK	PN	Unit#07, Fun With Paint								
	Week 28	[90]	TOPIC CONTENT & PAGE NUMBER					WORKBOOK OR ACTIVITY CONTENTS			
		43.	Oval Tool Page# 56-57					<ul style="list-style-type: none"> • Reading & Explanation and PracticalWork. • Oval Tool 			
		44.	Eraser Tool Page# 57-58					<ul style="list-style-type: none"> • Reading & Explanation and PracticalWork. • Eraser Tool. 			
		45.	Fill with Colour Tool Page# 58-59					<ul style="list-style-type: none"> ☐ Reading & Explanation and PracticalWork. ☐ Fill with colour Tool ☐ Check Your progress 			


Note: This breakup is provided for your daily planning. Daily lesson planning is the responsibility of the concerned teacher.



14/15 29/30

Daily Break-Up

This is our new teaching week.



Computers		Class-II 40 min		TERM INFORMATION		I	Apr-Sep	15 weeks	1 to 15	45 periods		
3 periods p/w 90 p/a						II	Oct-Mar	15 weeks	16 to 30	45 periods		
MONTH	WEEK	PN	Unit#07, Fun With Paint									
	Week 29	[90]	TOPIC CONTENT & PAGE NUMBER					WORKBOOK OR ACTIVITY CONTENTS				
		46.	Polygon Tool Page# 59-60					<ul style="list-style-type: none"> Reading & Explanation and Practical Work. Polygon Tool 				
		47.	Let Us Recall and Key words Page# 60-61					<ul style="list-style-type: none"> Let us Recall Key points and Keywords H:W: Complete the exercises A till B. 				
		48.	Test Yourself Page# 62					<ul style="list-style-type: none"> Complete the exercises C. 				


Note: This breakup is provided for your daily planning. Daily lesson planning is the responsibility of the concerned teacher.



15/15 30/30

Daily Break-Up

This is our new teaching week.



Computers		Class-II 40 min	TERM INFORMATION			
3 periods p/w 90 p/a			I	Apr-Sep	15 weeks	1 to 15
			II	Oct-Mar	15 weeks	16 to 30
MONTH	WEEK	PN	Unit#07, Fun With Paint			
	Week 30	[90]	TOPIC CONTENT & PAGE NUMBER			WORKBOOK OR ACTIVITY CONTENTS
		49.	Go To Lab Page# 62-63			<ul style="list-style-type: none"> Do activities 1 till 2 in computer.
		50.	Project Work Page# 63			<ul style="list-style-type: none"> Do activities 3 till 5 in computer. H:W : Project Work
		51.	Test paper 2 Page# 64			<ul style="list-style-type: none"> Take test of test paper 2.

Note: This breakup is provided for your daily planning. Daily lesson planning is the responsibility of the concerned teacher.