



Syllabus Breakdown English Grade 2



Teaching weeks per annum

For the regions where academic session begins in **April**

FIRST TERM: APRIL – SEPTEMBER

Expected Teaching Weeks

April	Teaching Week 1	Teaching Week 2	Teaching Week 3	Teaching Week 4
May	Teaching Week 5	Teaching Week 6	Teaching Week 7	First Midterm Examination
June	Summer Vacation	Summer Vacation	Summer Vacation	Summer Vacation
July	Summer Vacation	Summer Vacation	Summer Vacation	Summer Vacation
August	Teaching Week 8	Teaching Week 9	Teaching Week 10	Teaching Week 11
September	Teaching Week 12	Teaching Week 13	1st Term Examination	1st Term Examination

SECOND TERM: OCTOBER – MARCH

Expected Teaching Weeks

October	Teaching Week 14	Teaching Week 15	Teaching Week 16	Teaching Week 17
November	Teaching Week 18	Teaching Week 19	Teaching Week 20	Teaching Week 21
December	Teaching Week 22	Second Midterm Examination	Winter Vacation	Winter Vacation
January	Teaching Week 23	Teaching Week 24	Teaching Week 25	Teaching Week 26
February	Teaching Week 27	Teaching Week 28	Teaching Week 29	Teaching Week 30
March	Revision Work	Annual Examination	Annual Examination	PTM & Annual Day



Teaching weeks per annum

For the regions where academic session begins in **August**

FIRST TERM: AUGUST – DECEMBER

Expected Teaching Weeks

August	Teaching Week 1	Teaching Week 2	Teaching Week 3	Teaching Week 4
September	Teaching Week 5	Teaching Week 6	Teaching Week 7	First Midterm Examination
October	Teaching Week 8	Teaching Week 9	Teaching Week 10	Teaching Week 11
November	Teaching Week 12	Teaching Week 13	Teaching Week 14	Teaching Week 15
December	Midterm Examination	Midterm Examination	<i>Winter Vacation</i>	<i>Winter Vacation</i>

SECOND TERM: OCTOBER – MARCH

Expected Teaching Weeks

January	Teaching Week 16	Teaching Week 17	Teaching Week 18	Teaching Week 19
February	Teaching Week 20	Teaching Week 21	Teaching Week 22	Second Midterm Exam
March	Teaching Week 23	Teaching Week 24	Teaching Week 25	Teaching Week 26
April	Teaching Week 27	Teaching Week 28	Teaching Week 29	Teaching Week 30
May	<i>Revision Work</i>	Annual Examination	Annual Examination	<i>PTM & Annual Day</i>



Allocation of periods

Subjects and period distribution for preparing timetable, syllabus breakdown, lesson plans etc.

SN	SUBJECT	JUNIOR			PRIMARY		SECONDARY			EACH SUBJECT PER ANNUM
		GRADE - 1	GRADE - 2	GRADE - 3	GRADE - 4	GRADE - 5	GRADE - 6	GRADE - 7	GRADE - 8	
1	English Language	5	5	5	5	5	5	5	5	150
2	Urdu Language	5	5	5	5	5	5	5	5	
3	Mathematics	5	5	5	5	5	5	5	5	
4	Science	-	-	-	5	5	5	5	5	
5	General Knowledge	5	5	5	-	-	-	-	-	
6	Sindhi Language ¹	4	4	4	4	4	4	4	4	120
7	Social Studies	-	-	-	4	4	-	-	-	
8	Islamiyat	4	4	4	4	4	4	4	4	
9	Nazra-e-Quran ²	4	4	4	4	4	4	4	4	
10	Geography	-	-	-	-	-	3	3	3	90
11	Computer Science	3 SRM ³	3 SRM	3 SRM	3 SRM	3 SRM	3	3	3	
12	Life Skills	3 SRM	3 SRM	3 SRM	-	-	-	-	-	
13	Artwork	3 SRM	3 SRM	3 SRM	-	-	-	-	-	
14	History	-	-	-	-	-	2	2	2	60
15	Life Skills & Art	-	-	-	2 SRM	2 SRM	-	-	-	
		-	-	-	-	-	1 SRM	1 SRM	1 SRM	30
PERIODS PER WEEK		37	37	37	37	37	37	37	37	

¹ In Sindh Region only

² In all regions except Sindh

³ SRM: (Supplementary Reading Material)



FIRST TERM | UNITS OR CHAPTERS DISTRIBUTION WITHIN 15 STUDY WEEKS OF THIS TERM.

Study Week 1 [1/15 1/30] Lesson #01, The Holy Rasool ﷺ page # 7-10	Study Week 2 [2/15 2/30] Lesson #01, The Holy Rasool □ page # 11 Grammar page # 6& 11	Study Week 3 [3/15 3/30] Lesson #02, The Village and City Life Page # 27-28 Grammar page # 14-17	Study Week 4 [4/15 4/30] Lesson #02, The Village and City Life Page # 19-21 Grammar page # 07
Study Week 5 [5/15 5/30] Lesson #03, Kitten in Trouble page # 22-26	Study Week 6 [6/15 6/30] Lesson #03, Kitten in Trouble page # 27-31	Study Week 7 [7/15 7/30] Lesson #04, The Talking Tree page # 33-42 Grammar page # 08	Study Week 8 [8/15 8/30] Lesson #05, I Wonder page # 42-45
Study Week 9 [9/15 9/30] Lesson #05, I Wonder page # 45-47	Study Week 10 [10/15 10/30] Lesson #05, I Wonder page # 48-51 Grammar page # -20	Study Week 11 [11/15 11/30] Lesson #06, Little Mouse leaves the House Page#52-55	Study Week 12 [12/15 12/30] Lesson #06, Little Mouse leaves the House Page#55-59
Study Week (13/15 13/30) Lesson #06, Little Mouse leaves the House Page#60-62	Study Week [14/15 14/30] Lesson #06, Little Mouse Leaves the House Page# 52-55	Study Week [15/15 15/30] Lesson #06, Little Mouse Leaves the House Page# 55-59	




SECOND TERM / Final Term | UNITS OR CHAPTER DISTRIBUTION WITHIN 15 WEEKS OF THIS TERM.

Study Week [1/15 16/30] Lesson #06, Little Mouse Leaves the House Page# 60-62	Study Week [2/15 17/30] Lesson #07, School is like our Home Page# 63-66	Study Week [3/15 18/30] Lesson #07, School is like our Home Page# 66-70	Study Week [4/15 19/30] Lesson #07, School is like our Home Lesson #08, Visit to a Safari Park Page# 71-74
Study Week [5/15 20/30] Lesson #08, Visit to a Safari Park Page# 74-78	Study Week [6/15 21/30] Lesson #08, Visit to a Safari Park Page# 79-81	Study Week [7/15 22/30] Lesson #08, Visit to a Safari Park Lesson #09, The Shepherd and the Wolf Page# 80-87	Study Week [8/15 23/30] Lesson #09, The Shepherd and the Wolf Page# 87-90
Study Week [9/15 24/30] Lesson #09, The Shepherd and the Wolf Page# 89-91	Study Week [10/15 25/30] Unit # 10 Good Manners Page# 91-96	Study Week [11/15 26/30] Unit # 10 Good Manners Page# 96-99	Study Week [12/15 27/30] Unit # 10 Good Manners Unit # 11, Stay Safe Page# 100-103
Study Week [13/15 28/30] Unit # 12, Hide and Seek Page# 104-108	Study Week [14/15 29/30] Unit # 12, Hide and Seek Page# 109-112	Study Week [15/15 30/30] Unit # 12, Hide and Seek Page# 112-118	



1 /15 1 /30
Daily Break-Up
This is our new teaching week.




English Class-2 40 min 5 periods p/w 150 p/a		TERM INFORMATION		I Apr-Oct 15 weeks	1 to 15	75 periods
				II Nov-Mar 15 weeks	16 to 30	75 periods
MONTH	WEEK	PN	Lesson #01, The Holy Rasool ﷺ			
	Week 1	[150]	TOPIC/CONTENT & PAGE NUMBER	WORKBOOK / ACTIVITY CONTENTS		
		1.	The Holy Rasool ﷺ page no 6, 7	Picture Depiction: What do you know about Hazrat Muhammad ☐? What do you know about Hazrat Muhammad 's ☐ Family? Read the text with correct pronunciation and intonation. Underline the hard words. Dictation words on notebook. Reading page no 7		
		2.	The Holy Rasool ﷺ page#8-9	Group Discussion: Group discussion of the chapter and explanation of the lesson. <ul style="list-style-type: none"> Ask the students to identify the initial and final sounds of the words. Teacher will guide and students will complete page 8-9 		
		3.	The Holy Rasool ﷺ page no 10	<ul style="list-style-type: none"> Encourage the students to use greeting words in their daily life. Encourage the students to read the lesson and give the answers for the questions asked. Q no 1 on notebook. 		
		4.	The Holy Rasool ﷺ page no 11	Class work: Exercise C: Language Focus. <ul style="list-style-type: none"> Ask the students to learn the meanings of the given words page no 11. Home work: Reading page no 7		
		5.	The Holy Rasool ﷺ page no 6-10	<ul style="list-style-type: none"> Revision of whole chapter. 		



2 /15 2 /30
Daily Break-Up

This is our new teaching week.




English Class-2 40 min 5 periods p/w 150 p/a		TERM INFORMATION		I	Apr-Oct	15 weeks	1 to 15	75 periods
				II	Nov-Mar	15 weeks	16 to 30	75 periods
MONTH	WEEK	PN	Lesson #01, The Holy Rasool ﷺ					
		[150]	TOPIC / CONTENT & PAGE NUMBER			WORKBOOK / ACTIVITY CONTENTS		
	Week 2	6.	The Holy Rasool ﷺ	page no 11	<ul style="list-style-type: none"> Encourage and help the students to find the sight words from the puzzle box page no 11 Fill in the missing letters. Home work: Reading page no 7			
		7.	The Holy Rasool ﷺ	page# 6	Class work: Tell the students about the naming words(nouns) Grammar work <ul style="list-style-type: none"> Lesson no 1: Nouns Page no 6 			
		8.	The Holy Rasool ﷺ	page no 12	<ul style="list-style-type: none"> Encourage and help the students to categorize the naming words. Home work: Student will complete page no 12 			
		9.	The Holy Rasool ﷺ	page no 13	Class work: Encourage and help the students to write the sentences with correct spelling and punctuation. <ul style="list-style-type: none"> Page no 13 Home work: Reading page no 7. <ul style="list-style-type: none"> Do Words/Sentences on notebook 			
		10.	The Holy Rasool ﷺ	Page# 13	Creative Writing: Encourage and help the students to write the sentences with correct spelling and punctuation. Look at the given picture and write three sentences about it on book page no 13 <ul style="list-style-type: none"> Grammar work: Lesson no 3, Sentences Page#11 			



3 /15 3 /30

Daily Break-Up

This is our new teaching week.



English Class-2 40 min 5 periods p/w 150 p/a		TERM INFORMATION		I Apr-Oct 15 weeks	1 to 15	75 periods
				II Nov-Mar 15 weeks	16 to 30	75 periods
MONTH	WEEK	PN	Lesson #02, Village and City Life			
	Week 3	[150]	TOPIC/CONTENT & PAGE NUMBER		WORKBOOK / ACTIVITY CONTENTS	
		11.	Village and City life	page# 14,15,16	<u>Picture Depiction</u> <ul style="list-style-type: none"> • Have you ever visited a village? • Name a few things which you can see in the village. • Underline the hard words. • Dictation words on notebook. 	
		12.	Village and City life	page# 15,16	<u>Group Discussion</u> <ul style="list-style-type: none"> • Group discussion of the chapter and explanation of the lesson. • Help students to identify the difference between Village and city life. • Tell the students about the benefits of both places. • Page no 15,16 	
		13.	Village and city life	page# 15 &17	<u>Class work:</u> Encourage the students to read the lesson and give the answers for the Questions asked. <ul style="list-style-type: none"> • Exercise B • Q no 1 and Q no 2 on notebook. <u>Home work</u> <ul style="list-style-type: none"> • Reading page no15 • Recall the concept of same beginning and ending sounds. • Students will complete Exercise A. 	



	14.	Village and City life	page#17	<ul style="list-style-type: none">• Activity in class• Help the students practice the dialogue in form of role play in the class and ask the students about their vacation plans.• Read and practice the given dialogue and notice the use of basic social courtesies.• Page no 17
	15.	Village and City life	page# 17-18	Class work <ul style="list-style-type: none">• Exercise B• Write the answers of given questions on note books.• Encourage the students to use vocabulary in their daily life.• Show different flash cards of vegetables and fruit and help students in saying their names.• Page o 18• Teacher will guide and students will complete Exercise C


Note: This breakup is provided for your daily planning. Daily lesson planning is the responsibility of the concerned teacher.



4 /15 4 /30

Daily Break-Up

This is our new teaching week.




English Class-2 40 min 5 periods p/w 150 p/a		TERM INFORMATION		I	Apr-Oct	15 weeks	1 to 15	75 periods
				II	Nov-Mar	15 weeks	16 to 30	75 periods
MONTH	WEEK	PN	Lesson #04, Village and City life					
	Week 4	[1250]	TOPIC/CONTENT & PAGE NUMBER			WORKBOOK / ACTIVITY CONTENTS		
		16.	Village and City life	page no 19			Class work	<ul style="list-style-type: none"> Ask the students about their favourite vegetable or fruit. Fill in the missing letters Tell the students we use -s to most nouns to make them plurals. Grammar work: Lesson no 4 Singular / plurals Page no 13
		17.	Village and City life	page no 20			Class work	<ul style="list-style-type: none"> Tell the students “this and “these are pointing words which are used to point someone or something. You can use different classroom objects to explain the concept of pointing words. Homework Reading page# 16. Students will complete page# 20 from home.
		18.	Village and city life	page no 21			Activity in class: Creative writing	<ul style="list-style-type: none"> Have you ever visited a village? Write three to four sentences about it. Encourage the students to write sentences with correct spelling and punctuation.
		19.	Village and city life	page no 21			Class work	<ul style="list-style-type: none"> Teacher will guide and students will complete page no 21. Home work Reading page no 16



	20.	Grammar	page no 7	<u>Grammar work</u> <ul style="list-style-type: none"> • Nouns • Students will complete page no 7.
--	-----	---------	-----------	---

Note: This breakup is provided for your daily planning. Daily lesson planning is the responsibility of the concerned teacher.

5 /15 5 /30
Daily Break-Up
This is our new teaching week.



English Class-2 40 min 5 periods p/w 150 p/a		TERM INFORMATION		I	Apr-Oct	15 weeks	1 to 15	75 periods
				II	Oct-Nov	15 weeks	16 to 30	75 periods
MONTH	WEEK	PN	Lesson #03 Kitten in Trouble					
		[150]	TOPIC/CONTENT & PAGE NUMBER			WORKBOOK / ACTIVITY CONTENTS		
	Week 5	21.	Kitten in Trouble	page# 22,23,24	<input type="checkbox"/> Look at the given picture below and guess what's happening .page no 22 <input type="checkbox"/> Reading and explanation of the lesson page no 23, 24. <input type="checkbox"/> Underline the hard words. <input type="checkbox"/> Dictation words on notebooks.			
		22.	Kitten in Trouble	page# 24,25	<u>Group Discussion</u> <ul style="list-style-type: none"> • Group discussion of the chapter. • Ask the students to read the story aloud in the class. Ensure that they pronounce the words correctly. <u>Class work</u> <ul style="list-style-type: none"> • Explain the students that each letter has a purpose when it comes to sound, Writing spelling and talking. • Help students in recognizing of vowel or consonants sound of each word. • Students will complete Exercise A page no 24,25 			



	23.	Kitten in Trouble	page# 26	<ul style="list-style-type: none">• <u>Class work</u>• Ask different questions to access their level of understanding.• Ask the students to memorize words with their meaning.• Exercise B Q 1 ,Q 2 on notebook• <u>Home work</u>• Choose the correct option for home work.
	24.	Kitten in Trouble	page# 26	<ul style="list-style-type: none">• <u>Class Work</u>• Teacher will explain and complete the remaining Exercise B Q3 and Q4 on notebook.• <u>Home work:</u> Reading page no 24
	25.	Kitten in Trouble	page# 26	<ul style="list-style-type: none">• <u>Activity in class</u>• Divide the students into pairs and ask each pair to practise the given dialogue to greet one another.• Page no 25


Note: This breakup is provided for your daily planning. Daily lesson planning is the responsibility of the concerned teacher.



6 /15 6 /30

Daily Break-Up

This is our new teaching week.




Science Class-2 40 min 5 periods p/w 150 p/a		TERM INFORMATION		I	Apr-Oct	15 weeks	1 to 15	75 periods
				II	Oct-Nov	15 weeks	16 to 30	75 periods
MONTH	WEEK	PN	Lesson #03 Kitten in Trouble					
	Week 6	[150]	TOPIC/CONTENT & PAGE NUMBER		WORKBOOK / ACTIVITY CONTENTS			
		26.	Kitten in Trouble	page no 27	Class work <ul style="list-style-type: none"> Teacher will guide and students will complete page no 27. Give students some examples of persons, places and pets from classroom and surroundings. Tell them properly about proper & common nouns. 			
		27.	Kitten in Trouble	page no 28	Class work <ul style="list-style-type: none"> Tell the students that we capitalize the initial letter of the names of people, places and things. Write some common and proper nouns on the board. Make the students identify proper nouns with capital letters. Students will complete page no 28. Grammar work: Lesson no 10 Proper nouns : Page no 26 			
		28.	Kitten in Trouble	page no 28 ,29	<ul style="list-style-type: none"> Activity in class Creative Writing Write a few sentences about a Cat. Home work 			



				<ul style="list-style-type: none"> Read the given paragraph and rewrite it by adding capital letter where capable. Page no 29
	29.	Kitten in Trouble	page no 30	<u>Class work</u> <ul style="list-style-type: none"> Review 1 Write vowels and consonants letters in column. Students will complete page no 30 with the guidance of teacher.
	30.	Kitten in Trouble	page no 31	<u>Class work</u> <ul style="list-style-type: none"> Teacher will guide and students will write the meanings of the given words. Missing letters. Fill in the blanks. Students will complete page no 31.

Note: This breakup is provided for your daily planning. Daily lesson planning is the responsibility of the concerned teacher.

7 /15 7 /30
Daily Break-Up
This is our new teaching week.



English	Class-2 40 min	TERM INFORMATION			I Apr-Oct 15 weeks	1 to 15	75 periods
5 periods p/w 150 p/a					II Oct-Nov 15 weeks	16 to 30	75 periods
MONTH	WEEK	PN	The Lesson #04 The Talking Tree				
	Week 7	[150]	TOPIC/CONTENT & PAGE NUMBER			WORKBOOK / ACTIVITY CONTENTS	
		31.	Talking Tree	page no 32-33	<ul style="list-style-type: none"> Let's Talk Have you ever planted a tree? Do you like to plant trees/ plants? How do you help your family in small chores? <u>Group Discussion</u> Group discussion of the lesson. Ask the students to read the story aloud in the class. Relate the unit to students' own experiences by asking		



			them different questions. page no 33 Underline the hard words. Dictation words on notebooks.
32.	Talking Tree Page #37, 39	page#34-35,	<ul style="list-style-type: none">• Explain the concepts of initial and final diagraphs. Encourage the students to use the words in their daily life and ask them to learn the meaning of the words.• Students will complete Exercise A <u>Class work</u>• Teacher will guide and students will complete the exercise C.• Help the students name parts of body and write with correct spelling.• Ask the students about their family members and relate the gender with them.• <u>Home work</u>• Page no 39 for home work (genders).
33.	The Talking Tree Page # 36-41		<ul style="list-style-type: none">• <u>Class work</u>• Teacher will explain and complete the Exercise B Qno1 and Qno2 on notebook.• <u>Home work</u>• Reading page 33• Exercise D for homework
34.	The Talking Tree	page#37-39	<u>Class Work</u> <ul style="list-style-type: none">• Teacher will explain and complete the remaining Exercises.
35.	The Talking Tree <u>Grammar</u>	page# 40 page# 08	Complete the page # 40 <u>Grammar work: Lesson no 2</u> Adjective page no 8 Tell the students that adjective are describing words. Tell the students how to make pairs of the adjectives showing colour, size and quality.


Note: This breakup is provided for your daily planning. Daily lesson planning is the responsibility of the concerned teacher.



8 /15 8 /30

Daily Break-Up

This is our new teaching week.



English Class-2 40 min 5 periods p/w 150 p/a		TERM INFORMATION		I Apr-Oct 15 weeks	1 to 15	75 periods
				II Oct-Nov 15 weeks	16 to 30	75 periods
MONTH	WEEK	PN	Lesson #05, I Wonder Poem			
		Week 8	[150]	TOPIC/CONTENT & PAGE NUMBER	WORKBOOK / ACTIVITY CONTENTS	
		36.	I wonder	Page no 42	<ul style="list-style-type: none"> • Picture Depiction • Reading and explanation of poem. • Look at the given picture and guess the season. • Let's Talk • How many seasons are there in a year? • Which season do you like the most? • Look at the title and guess what the poem is about. 	
		37.	I wonder	page no 43	<ul style="list-style-type: none"> • Group discussion • Recite the poem aloud with correct pronunciation. • Tell students about the blessings of Allah Almighty. • Help students familiarize themselves with rhyme, stress intonation of English language discuss the idea. 	
		38.	I wonder	page no 43,44	<ul style="list-style-type: none"> • Class work • Underline the hard words. • Write multi syllable words on board and practise them with correct pronunciation. • Ask students to repeat these words accurately. • Help them to correct their pronunciation , focusing on syllables • Teacher will guide and students will complete page no 44. 	




	39.	I wonder	page no 45	<ul style="list-style-type: none"> • Class work • Encourage the students to read the poem and give answers of the given Questions. • Exercise B Q no 1 and Q no 2 on notebook. • Home work • Reading page no 43
	40.	I wonder	page no 45	<ul style="list-style-type: none"> • Class work • Exercise B Q no 2 And Q no3 on notebook.

Note: This breakup is provided for your daily planning. Daily lesson planning is the responsibility of the concerned teacher.

9 /15 9 /30

Daily Break-Up

This is our new teaching week.



English	Class-2 40 min	TERM INFORMATION	I Apr-Oct 15 weeks	1 to 15	75 periods
5 periods p/w 150 p/a			II Oct-Nov 15 weeks	16 to 30	75 periods
MONTH	WEEK	PN	Lesson #05, I Wonder Poem		
	Week 9	[150]	TOPIC/CONTENT & PAGE NUMBER	WORKBOOK / ACTIVITY CONTENTS	
		36.	I wonder	Page no 46	Classroom activity Tell the students to sit into pairs and ask to practise the dialogue about expression to seek
		37.	I wonder	page no 46	Help the students to complete the story by replacing rebus with words. •Teacher will guide and students will complete page no 46
		38.	I wonder	page no 46	Class work • Encourage the students to find initial and final diagraph of the words from the sentences.



	39.	I wonder	page no 47	Class work <ul style="list-style-type: none">• Encourage the students to use the words in their daily life and ask them to learn the meaning of the given words.• Home work• Students will learn meaning from home and also write them on notebooks.
	40.	I wonder	page no 45	Class work <ul style="list-style-type: none">• Divide the students into groups and ask each group to share five pairs of rhyming words.• Students will complete page no 47


Note: This breakup is provided for your daily planning. Daily lesson planning is the responsibility of the concerned teacher.



10/15 10/30

Daily Break-Up

This is our new teaching week.




English Class-2 40 min 5 periods p/w 150 p/a			TERM INFORMATION				
			I	Apr-Oct	15 weeks	1 to 15	75 periods
			II	Oct-Nov	15 weeks	16 to 30	75 periods
MONTH	WEEK	PN	Lesson #06 Little Mouse leaves the house				
	Week 10	[150]	TOPIC/CONTENT & PAGE NUMBER			WORKBOOK / ACTIVITY CONTENTS	
		51.	I wonder		page no 48	<ul style="list-style-type: none"> • Class work • Explain the conditions of different seasons. • Explain shapes and colours by giving examples from the surrounding. • Teacher will guide and students will complete page no 48. 	
		52.	I wonder		page no 49	<ul style="list-style-type: none"> • Class work • Demonstrate the use of pronouns with the help of students and things in the classroom like, Sara is a good student. She is an intelligent girl etc. • Give more examples from the classroom surroundings. • Students will complete page no 49.. 	
		53.	Grammar		page no 20	<ul style="list-style-type: none"> • Grammar work • Pronouns • Page no 20 Students will complete page no 20	
		54.	I wonder		page no 50	<ul style="list-style-type: none"> • Class work • Explain the use of is, am, are by giving examples. • Give more examples of singular and plural, pronouns that are used with is, am, are. • Teacher will guide and students will complete page no 50. 	



		55.	I wonder	page no 51	<ul style="list-style-type: none"> • <u>Class work</u> • <u>Creative writing</u> • Help the students write about their favourite season. <p>Help/ guide students use correct capitalization, punctuation and spelling</p>
--	--	-----	-----------------	-------------------	--

11/15 11/30
Daily Break-Up
This is our new teaching week.



English		Class-2 40 min		TERM INFORMATION	I	Apr-Oct	15 weeks	1 to 15	75 periods	
5 periods p/w 150 p/a					II	Oct-Nov	15 weeks	16 to 30	75 periods	
MONTH	WEEK	PN	Lesson #06 Little Mouse leaves the house							
	Week 11	[150]	TOPIC/CONTENT & PAGE NUMBER				WORKBOOK / ACTIVITY CONTENTS			
		51.	Little Mouse Leaves the house	page no 52	<ul style="list-style-type: none"> • <u>Picture Depiction</u> • Look at the given picture and guess what the parents are advising their children <p><u>Let's talk</u></p> <ul style="list-style-type: none"> • Do you obey your parents? • Do you read story books? • Do model reading of the story with correct pronunciation and expression. 					
		52.	Little mouse leaves the house	page no 53,54	<p><u>Group discussion.</u></p> <ul style="list-style-type: none"> • Ask the students to read this unit aloud. • Relate the unit to students 'own experience by asking different questions • Underline the hard words. • Dictation words on notebook. 					
		53.	Little mouse leaves the house	page no 54	<p><u>Class work</u></p> <ul style="list-style-type: none"> • Help students in the recognition of syllable words. • Teacher will guide and students will complete page no 53. <p><u>Home work:</u> Reading page no 53</p>					
		54.	Little Mouse leaves the house	page no 55	<ul style="list-style-type: none"> • <u>Class work</u> • Exercise B Q no 1 and Qno2 on notebook. 					



		55.	Little mouse leaves the house	page no 55	<ul style="list-style-type: none"> • Class work • Exercise B • Students will write Q no 3 And Q no 4 on notebook <p>Home work: Students will learn Q/A from Home</p>
--	--	-----	--------------------------------------	-------------------	---

12/15 12/30
Daily Break-Up
This is our new teaching week.

English	Class-2 40 min	TERM INFORMATION	I	Apr-Oct	15 weeks	1 to 15	75 periods
5 periods p/w 150 p/a			II	Oct-Nov	15 weeks	16 to 30	75 periods


MONTH	WEEK	PN	Lesson #6 Little mouse leaves the house		
	Week 12	[150]	TOPIC/CONTENT & PAGE NUMBER		WORKBOOK / ACTIVITY CONTENTS
		56.	Little mouse leaves the house	page no 55	<ul style="list-style-type: none"> • Help students to practise the dialogue in the class. • Call the students and ask them to introduce themselves and talk about their family.
		57.	Little Mouse leaves the house	page no 56	<ul style="list-style-type: none"> • Class work • Choose correct option. • Help the students to re-arrange the words to make sentences. • Ask students to memorize words with their meanings. Home Work • Students will write sentences on notebook.
		58.	Little mouse leaves the house	page no 57	<ul style="list-style-type: none"> • Class work • Solve all exercises on page# 57
		59.	Little mouse leaves the house	page no 58	<ul style="list-style-type: none"> • Class work • Solve all exercises on page# 58.
		60.	Little Mouse leaves the house	page no 59	<ul style="list-style-type: none"> • Class work • Explain the concept of possessive words. • Help students in the recognizing possessive words. • Teacher will guide and students will complete page no 59.



Note: This breakup is provided for your daily planning. Daily lesson planning is the responsibility of the concerned teacher.

13/15 13/30
Daily Break-Up

This is our new teaching week.




English Class-2 40 min 5 periods p/w 150 p/a		TERM INFORMATION		I Apr-Oct	15 weeks	1 to 15	75 periods
				II Oct-Nov	15 weeks	16 to 30	75 periods
MONTH	WEEK	PN	Lesson #06, Little Mouse leaves the house				
	Week 13	[150]	TOPIC/CONTENT & PAGE NUMBER		WORKBOOK / ACTIVITY CONTENTS		
		61.	Little Mouse leaves the House	page# 60	Class work <ul style="list-style-type: none"> • Guide the students to write numbers 1 to 50 in words. • Guide them to read the given two syllabled words and help the syllables division. • Teacher will guide and students will complete Exercise B page no 60. 		
		62.	Review 2	page # 61	Class work <ul style="list-style-type: none"> • Review 2 • Students will complete review 2 page no 61. 		
		63.	Review 2	page # 62	Class work <ul style="list-style-type: none"> • Rearrange the given words in alphabetical order according to the second letter. • Write opposites of the given words. • Page no 61 		
		64.	Review 2	page # 63	Class work <ul style="list-style-type: none"> • Make sentences by using pointing words This , that , These, those. • Write the numbers from 1 to 50 • Write the names of the given parts of body • Students will complete page no 62. 		
		65.	Review 2	page # 61	Class work <ul style="list-style-type: none"> • Creative writing • Use dots to divide the words into syllables. 		



- Follow examples.
- Teacher will guide and students will complete creative writing task.

14/15 14/30
Daily Break-Up
This is our new teaching week.




English Class-2 40 min 5 periods p/w 150 p/a		TERM INFORMATION		I	Apr-Oct	15 weeks	1 to 15	75 periods
				II	Oct-Nov	15 weeks	16 to 30	75 periods
MONTH	WEEK	PN	Lesson #06, Little Mouse leaves the house					
		[150]	TOPIC/CONTENT & PAGE NUMBER					
	Week 13	66.	Little Mouse Leaves the house	page no 52	<ul style="list-style-type: none"> • Picture Depiction • Look at the given picture and guess what the parents are advising their children <p>Let's talk</p> <ul style="list-style-type: none"> • Do you obey your parents? • Do you read story books? • Do model reading of the story with correct pronunciation and expression. 			
		67.	Little mouse leaves the house	page no 53,54	<p>Group discussion.</p> <ul style="list-style-type: none"> • Ask the students to read this unit aloud. • Relate the unit to students 'own experience by asking different questions • Underline the hard words. • <u>Dictation words on notebook.</u> 			
		68.	Little mouse leaves the house	page no 54	<p>Class work</p> <ul style="list-style-type: none"> • Help students in the recognition of syllable words. • Teacher will guide and students will complete page no 53. <p>Home work: Reading page no 53</p>			
		69.	Little Mouse leaves the house	page no 55	<ul style="list-style-type: none"> • Class work • Exercise B Q no 1 and Qno2 on notebook. 			



		70.	Little mouse leaves the house	page no 55	<ul style="list-style-type: none"> • Class work • Exercise B • Students will write Q no 3 And Q no 4 on notebook Home work: Students will learn Q/A from Home
--	--	-----	--------------------------------------	-------------------	--

15/15 15 /30
Daily Break-Up
This is our new teaching week.



English Class-2 40 min 5 periods p/w 150 p/a			TERM INFORMATION				1 to 15		75 periods		
			I Apr-Oct		15 weeks		16 to 30		75 periods		
			II Oct-Nov		15 weeks						
MONTH	WEEK	PN [150]	Lesson #06, Little Mouse Leaves the House				WORKBOOK / ACTIVITY CONTENTS				
			TOPIC/CONTENT & PAGE NUMBER								
		71.	Little mouse leaves the house	page no 55	<ul style="list-style-type: none"> • Help students to practise the dialogue in the class. • Call the students and ask them to introduce themselves and talk about their family. 						
		72.	Little Mouse leaves the house	page no 56	<ul style="list-style-type: none"> • Class work • Choose correct option. • Help the students to re-arrange the words to make sentences. • Ask students to memorize words with their meanings. Home Work • Students will write sentences on notebook. 						
		73.	Little mouse leaves the house	page no 57	<ul style="list-style-type: none"> • Class work • Solve all exercises on page# 57 						
		74.	Little mouse leaves the house	page no 58	<ul style="list-style-type: none"> • Class work • Solve all exercises on page# 58. 						
		75.	Little Mouse leaves the house	page no 59	<ul style="list-style-type: none"> • Class work • Explain the concept of possessive words. • Help students in the recognizing possessive words. • Teacher will guide and students will complete page no 59. 						




2nd Term / Final term

1/15 16/30

Daily Break-Up

This is our new teaching week.




English Class-2 40 min 5 periods p/w 150 p/a		TERM INFORMATION				1 to 15		75 periods		
		I		Apr-Oct 15 weeks		16 to 30		75 periods		
		II		Oct-Nov 15weeks						
MONTH	WEEK	PN	Lesson #06, Little Mouse Leaves the House							
		[150]	TOPIC/CONTENT & PAGE NUMBER				WORKBOOK / ACTIVITY CONTENTS			
		76.	Little Mouse leaves the House		page# 60		Class work <ul style="list-style-type: none"> • Guide the students to write numbers 1 to 50 in words. • Guide them to read the given two syllabled words and help the syllables division. • Teacher will guide and students will complete Exercise B page no 60. 			
		77.	Review 2		page # 60		Class work <ul style="list-style-type: none"> • Creative writing 			
		78.	Review 2		page # 61		Class work <ul style="list-style-type: none"> • Solve exercises 1 till 3 			
		79.	Review 2		page # 62		Class work Solve exercises 4 till 6			
		80.	Review 2		page # 62		Class work Solve exercises 7 till 9.			

Note: This breakup is provided for your daily planning. Daily lesson planning is the responsibility of the concerned teacher.



2/15 17/30
Daily Break-Up
This is our new teaching week.




English Class-2 40 min 5 periods p/w 150 p/a		TERM INFORMATION		I	Apr-Oct	15 weeks	1 to 15	75 periods
				II	Oct-Nov	15 weeks	16 to 30	75 periods
MONTH	WEEK	PN [150]	Lesson #07, School is like our Home		WORKBOOK / ACTIVITY CONTENTS			
			TOPIC/CONTENT & PAGE NUMBER					
		81.	School is like our Home	page# 63	Getting Started: Look at the given pictures and tick ✓ at the good deeds and × at the bad deeds. and answer the given questions.			
		82.	School is like our Home	page# 64	Reading & Class Discussion: Read the lesson. Dictionary: Students will highlight and find out the meanings of difficult words from dictionary.			
		83.	School is like our Home	page# 64	Reading & Class Discussion: Read the lesson. Dictionary: Students will highlight and find out the meanings of difficult words from dictionary.			
		84.	School is like our Home	page# 65	Learning the Sound: Complete the exercises on page# 65			
		85.	School is like our Home	page# 66	Learning the Speak: Look at the objects and read the labels. ● Reading Comprehension. Answer the given questions.			

Note: This breakup is provided for your daily planning. Daily lesson planning is the responsibility of the concerned teacher.



3/15 18/30
Daily Break-Up
This is our new teaching week.




English Class-2 40 min 5 periods p/w 150 p/a		TERM INFORMATION		I Apr-Oct 15 weeks	1 to 15	75 periods
				II Oct-Nov 15 weeks	16 to 30	75 periods
MONTH	WEEK	PN [150]	Lesson #07, School is like our Home		WORKBOOK / ACTIVITY CONTENTS	
			TOPIC/CONTENT & PAGE NUMBER			
		86.	School is like our Home	page# 66-67	Reading Comprehension. • Read and say the given words and write them in the relevant boxes. • Let's read about the clock and show the time as indicated.	
		87.	School is like our Home	page# 67-68	Reading Comprehension. Look at the give calendar and answer the given questions.	
		88.	School is like our Home	page# 68	• Vocabulary building: Write words/meanings on notebook. Learning the Spell: Solve given exercises on page # 68	
		89.	School is like our Home	page# 69	Grammar: Action words (verbs) Solve given exercises on page # 69	
		90.	School is like our Home	page# 70	Use of has or have: Write has or have in each blank..	

Note: This breakup is provided for your daily planning. Daily lesson planning is the responsibility of the concerned teacher.



4/15 19/30
Daily Break-Up
This is our new teaching week.




English Class-2 40 min 5 periods p/w 150 p/a		TERM INFORMATION			1 to 15		75 periods	
		I Apr-Oct 15 weeks			16 to 30		75 periods	
		II Oct-Nov 15 weeks						
MONTH	WEEK	PN [150]	Lesson #07, School is like our Home		Lesson #08, Visit to a Safari Park			
			TOPIC/CONTENT & PAGE NUMBER		WORKBOOK / ACTIVITY CONTENTS			
		91.	School is like our Home	page# 71	Learning to Write Look at the picture of school and write their names of the objects that are there.			
		92.	School is like our Home	page# 71	Creative Writing Write a five sentences about My School.			
		93.	Visit to a Safari Park	page# 72	Getting Started: Look at the given pictures and guess what is happening and answer the given questions.			
		94.	Visit to a Safari Park	page# 73	Reading & Class Discussion: Read the lesson. Dictionary: Students will highlight and find out the meanings of difficult words from dictionary.			
		95.	Visit to a Safari Park	page# 73-74	Reading & Class Discussion: Read the lesson. Dictionary: Students will highlight and find out the meanings of difficult words from dictionary.			

Note: This breakup is provided for your daily planning. Daily lesson planning is the responsibility of the concerned teacher.



5/15 20/30
Daily Break-Up
This is our new teaching week.




English Class-2 40 min 5 periods p/w 150 p/a		TERM INFORMATION		I Apr-Oct 15 weeks	1 to 15	75 periods
				II Oct-Nov 15 weeks	16 to 30	75 periods
MONTH	WEEK	PN [150]	Lesson #08, Visit to a Safari Park		WORKBOOK / ACTIVITY CONTENTS	
		TOPIC/CONTENT & PAGE NUMBER				
		96.	Visit to a Safari Park	page# 74-75	Learning the Sound: Learning the Speak: Explain and Solve the given exercises and practice the given dialogue.	
		97.	Visit to a Safari Park	page# 75	• Reading Comprehension. Answer the given questions.	
		98.	Visit to a Safari Park	page# 75-76	Reading Comprehension. • Choose the correct option. • Vocabulary building: Write words/meanings on notebook.	
		99.	Visit to a Safari Park	page# 76-77	• Language Focus: Match the names of animals with related pictures. • Say the correct names of each bird and write in the given blanks. • Count the animals and birds and write the correct number in the box.	
		100.	Visit to a Safari Park	page# 78	Directions: Explain and Solve the given exercises.	

Note: This breakup is provided for your daily planning. Daily lesson planning is the responsibility of the concerned teacher.



6/15 21/30
Daily Break-Up
This is our new teaching week.




English Class-2 40 min 5 periods p/w 150 p/a		TERM INFORMATION		I Apr-Oct 15 weeks	1 to 15	75 periods
				II Oct-Nov 15 weeks	16 to 30	75 periods
MONTH	WEEK	PN [150]	Lesson #08, Visit to a Safari Park		WORKBOOK / ACTIVITY CONTENTS	
		TOPIC/CONTENT & PAGE NUMBER				
		101.	Visit to a Safari Park	page# 79	<ul style="list-style-type: none"> • Colour the fifth and eighth cupcake. Learning the Spell: Explain and Solve the given exercises. 	
		102.	Visit to a Safari Park	page# 79-80	<ul style="list-style-type: none"> • Grammar. Use of “a or an”. Solve the given exercises. 	
		103.	Visit to a Safari Park	page# 79-80	<ul style="list-style-type: none"> • Grammar. Use of “a or an”. Solve the given exercises. 	
		104.	Visit to a Safari Park	page# 81	<ul style="list-style-type: none"> • Grammar. Solve the given exercises on page # 81 	
		105.	Visit to a Safari Park	page# 81	<ul style="list-style-type: none"> Learning to write : Make a thank you card of your father. 	

Note: This breakup is provided for your daily planning. Daily lesson planning is the responsibility of the concerned teacher.



7/15 22/30
Daily Break-Up
This is our new teaching week.




English Class-2 40 min 5 periods p/w 150 p/a		TERM INFORMATION		I Apr-Oct 15 weeks	1 to 15	75 periods
				II Oct-Nov 15 weeks	16 to 30	75 periods
MONTH	WEEK	PN	Lesson #08, Visit to a Safari Park	Lesson #09, The Shepherd and the Wolf		
		[150]	TOPIC/CONTENT & PAGE NUMBER	WORKBOOK / ACTIVITY CONTENTS		
		106.	Visit to a Safari Park page# 80	<ul style="list-style-type: none"> • Creative Writing Fill this form about yourself. Look at the given signs and write their purposes. 		
		107.	The Shepherd and the Wolf page# 83-84	<p>Getting Started: Look at the given pictures and guess what is happening and answer the given questions. Reading & Class Discussion: Read the lesson. Dictionary: Students will highlight and find out the meanings of difficult words from dictionary.</p>		
		108.	The Shepherd and the Wolf page# 84-85	<p>Reading & Class Discussion: Read the lesson. Dictionary: Students will highlight and find out the meanings of difficult words from dictionary.</p>		
		109.	The Shepherd and the Wolf page# 84-85	<p>Learning the Sound: Explain and solve the given exercises on page # 85</p>		
		110.	The Shepherd and the Wolf page# 86-87	<p>Learning the Speak: Explain and Solve the given exercises and practice the given dialogue. Choose the correct answers.</p>		

Note: This breakup is provided for your daily planning. Daily lesson planning is the responsibility of the concerned teacher.



8/15 23/30
Daily Break-Up
This is our new teaching week.




English Class-2 40 min 5 periods p/w 150 p/a		TERM INFORMATION				1 to 15		75 periods		
		I		Apr-Oct		15 weeks				
		II		Oct-Nov		15 weeks		16 to 30		
MONTH	WEEK	PN	Lesson #09, The Shepherd and the Wolf				WORKBOOK / ACTIVITY CONTENTS			
		[150]	TOPIC/CONTENT & PAGE NUMBER							
		111.	The Shepherd and the Wolf page# 87				<ul style="list-style-type: none"> • Comprehension Make sentences of given words. 			
		112.	The Shepherd and the Wolf page# 87-89				<ul style="list-style-type: none"> • Comprehension Read the given story and answer the question. 			
		113.	The Shepherd and the Wolf page# 88				<ul style="list-style-type: none"> • Vocabulary building: Write words/meanings on notebook. Learning the Speak: Explain and Solve the given exercises 			
		114.	The Shepherd and the Wolf page# 89				Learning the Sound: Explain and solve the given exercises on page # 85			
		115.	The Shepherd and the Wolf page# 89-90				Grammar: Explain and Solve the given exercises.			

Note: This breakup is provided for your daily planning. Daily lesson planning is the responsibility of the concerned teacher



9/15 24/30
Daily Break-Up
This is our new teaching week.




English Class-2 40 min 5 periods p/w 150 p/a		TERM INFORMATION		I	Apr-Oct	15weeks	1 to 15	75 periods
				II	Oct-Nov	15 weeks	16 to 30	75 periods
MONTH	WEEK	PN [150]	Lesson #09, The Shepherd and the Wolf				WORKBOOK / ACTIVITY CONTENTS	
			TOPIC/CONTENT & PAGE NUMBER					
		116.	The Shepherd and the Wolf page# 89-90				Grammar: Explain and Solve the given exercises.	
		117.	The Shepherd and the Wolf page# 90				• Learning to write. Complete the paragraph using given words.	
		118.	The Shepherd and the Wolf page# 90				• Creative writing: Did you ever help anyone? How? Write a paragraph.	
		119.	Review 3		page# 91		• Explain and solve the given exercises 1 & 2.	
		120.	Review 3		page# 91		• Explain and solve the given exercises 3 & 4.	

Note: This breakup is provided for your daily planning. Daily lesson planning is the responsibility of the concerned teacher



10/15 25/30
Daily Break-Up
This is our new teaching week.




English Class-2 40 min 5 periods p/w 150 p/a		TERM INFORMATION		I	Apr-Oct	15weeks	1 to 15	75 periods
				II	Oct-Nov	15 weeks	16 to 30	75 periods
MONTH	WEEK	PN [150]	Unit # 10 Good Manners					
			TOPIC/CONTENT & PAGE NUMBER	WORKBOOK / ACTIVITY CONTENTS				
		121.	Review 3	page# 91	• Explain and solve the given exercises 5 & 6.			
		122.	Good Manners	page# 93	Getting Started: Look at the chart and tell which of the following manners do you follow and answer the given question..			
		123.	Good Manners	page# 94	Reading & Class Discussion: Read the lesson. Dictionary: Students will highlight and find out the meanings of difficult words from dictionary.			
		124.	Good Manners	page# 95	Learning the Sound: Explain and solve the given exercises on page# 95			
		125.	Good Manners	page# 96	• Reading Comprehension. Answer the given questions.			

Note: This breakup is provided for your daily planning. Daily lesson planning is the responsibility of the concerned teacher



11/15 26/30
Daily Break-Up
This is our new teaching week.




English Class-2 40 min 5 periods p/w 150 p/a		TERM INFORMATION		I	Apr-Oct	15 weeks	1 to 15	75 periods
				II	Oct-Nov	15 weeks	16 to 30	75 periods
MONTH	WEEK	PN [150]	Unit # 10 Good Manners					
			TOPIC/CONTENT & PAGE NUMBER	WORKBOOK / ACTIVITY CONTENTS				
		126.	Good Manners	page# 96	<ul style="list-style-type: none"> ● Reading Comprehension. Fill in the blanks. Circle the correct consonant. 			
		127.	Good Manners	page# 97	<ul style="list-style-type: none"> ● Vocabulary building: Write words/meanings on notebook. 			
		128.	Good Manners	page# 97-98	<ul style="list-style-type: none"> ● Language Focus: Write the rhyming words for the each words. ● Read the given words. ● Write each words in the shape box that fits in. 			
		129.	Good Manners	page# 98	Grammar: Explain preposition and solve the exercise.			
		130.	Good Manners	page# 99	Grammar: Explain preposition and solve the exercise.			

Note: This breakup is provided for your daily planning. Daily lesson planning is the responsibility of the concerned teacher



12/15 27/30
Daily Break-Up
This is our new teaching week.




English Class-2 40 min 5 periods p/w 150 p/a		TERM INFORMATION		I Apr-Oct 15 weeks	1 to 15	75 periods
				II Oct-Nov 15 weeks	16 to 30	75 periods
MONTH	WEEK	PN	Unit # 10 Good Manners		Unit # 11, Stay Safe	
		[150]	TOPIC/CONTENT & PAGE NUMBER		WORKBOOK / ACTIVITY CONTENTS	
		131.	Good Manners	page# 100	Learning the Write: Explain and Solve the given exercise.	
		132.	Good Manners	page# 100	• <u>Creative Writing</u> Explain and Solve the given exercise.	
		133.	Stay Safe	page# 101-102	<u>Getting Started:</u> Look at the given pictures and ✓ your do's and don'ts and answer the given question. <u>Reading & Class Discussion:</u> Read the story. Dictionary: Students will highlight and find out the meanings of difficult words from dictionary.	
		134.	Stay Safe	page# 102-103	<u>Reading & Class Discussion:</u> Read the story. Dictionary: Students will highlight and find out the meanings of difficult words from dictionary.	
		135.	Stay Safe	page# 103	Learning the Sound: Make words by adding the sounds and write in boxes.	

Note: This breakup is provided for your daily planning. Daily lesson planning is the responsibility of the concerned teacher



13/15 28/30
Daily Break-Up
This is our new teaching week.




English Class-2 40 min 5 periods p/w 150 p/a		TERM INFORMATION		I	Apr-Oct	15weeks	1 to 15	75 periods
				II	Oct-Nov	15 weeks	16 to 30	75 periods
MONTH	WEEK	PN [150]	Unit # 11, Stay Safe					
			TOPIC/CONTENT & PAGE NUMBER	WORKBOOK / ACTIVITY CONTENTS				
		136.	Stay Safe	page# 104	Learning the Sound: Match the given objects with their names. Learning the Speak: Practice the given dialogue.			
		137.	Stay Safe	page# 105-106	<ul style="list-style-type: none"> ● Reading Comprehension. Tick the correct option. ● Title Reading. Read the given title and content list and answer the questions. 			
		138.	Stay Safe	page# 107	<u>Language Focus</u> <u>Vocabulary building:</u> Write words/meanings on notebook. <ul style="list-style-type: none"> ● Grammar: Punctuation (Explanation and Solve the given exercises) 			
		139.	Stay Safe	page# 108	Learning to Write			
		140.	Stay Safe	page# 108	Creative Writing:			

Note: This breakup is provided for your daily planning. Daily lesson planning is the responsibility of the concerned teacher



14/15 29/30
Daily Break-Up
 This is our new teaching week.




English Class-2 40 min 5 periods p/w 150 p/a		TERM INFORMATION		I Apr-Oct	15 weeks	1 to 15	75 periods
				II Oct-Nov	15 weeks	16 to 30	75 periods
MONTH	WEEK	PN [150]	Unit # 12, Hide and Seek		WORKBOOK / ACTIVITY CONTENTS		
		TOPIC/CONTENT & PAGE NUMBER					
		141.	Hide and Seek	page# 109	Getting Started: Look at the given pictures and guess the names of pictures and answer the given questions. Reading &Class Discussion: Read the lesson. Dictionary: Students will highlight and find out the meanings of difficult words from dictionary.		
		142.	Hide and Seek	page# 110	Reading &Class Discussion: Read the lesson. Dictionary: Students will highlight and find out the meanings of difficult words from dictionary.		
		143.	Hide and Seek	page# 110-111	Reading &Class Discussion: Read the lesson. Dictionary: Students will highlight and find out the meanings of difficult words from dictionary. Learning the Sound: Explain and solve the given exercises on page # 85		
		144.	Hide and Seek	page# 111-112	Learning the Speak: Explain and Solve the given exercises and practice the given dialogue.		
		145.	Hide and Seek	page# 112	• Reading Comprehension. Answer the given questions.		

Note: This breakup is provided for your daily planning. Daily lesson planning is the responsibility of the concerned teac



15/15 30/30
Daily Break-Up
This is our new teaching week.



English Class-2 40 min 5 periods p/w 150 p/a		TERM INFORMATION			1 to 15		75 periods
		I	Apr-Oct	15 weeks	16 to 30		75 periods
		II	Oct-Nov	15 weeks			
MONTH	WEEK	PN	Unit # 12, Hide and Seek				
		[150]	TOPIC/CONTENT & PAGE NUMBER		WORKBOOK / ACTIVITY CONTENTS		
		146.	Hide and Seek	page# 112-113	<ul style="list-style-type: none"> ● Reading Comprehension. Rewrite the given sentences and adding capital letters. ● Vocabulary building: Write words/meanings on notebook. ● Fill in the missing letter. 		
		147.	Hide and Seek	page# 113-114	Learning the Spell: Explain and Solve the given exercises.		
		148.	Hide and Seek	page# 114-115	Grammar: Pronoun: Solve the given exercises.		
		149.	Hide and Seek	page# 116	Learning the Write and \Creative Writing: Explain and Solve the given exercises.		
		150.	Review 4	page# 117-118	<ul style="list-style-type: none"> ● Solve the given exercise. 		

Note: This breakup is provided for your daily planning. Daily lesson planning is the responsibility of the concerned teacher.



AIR FOUNDATION SCHOOL SYSTEM ®

Syllabus Breakdown – English Grade 2

Reproduction Interdicted Document | ENG/I-VIII-(150)

SDF-31211

a country-wide
school network