



AIR FOUNDATION SCHOOL SYSTEM ®

Syllabus Breakdown – English Grade 1
Reproduction Interdicted Document | ENG/I-VIII-(150)

SDF-31211

a country-wide
school network

Syllabus Breakdown English Grade 1

AIR FOUNDATION SCHOOL SYSTEM
ISLAMABAD/PAKISTAN



Teaching weeks per annum

For the regions where academic session begins in **April**

FIRST TERM: APRIL – SEPTEMBER

Expected Teaching Weeks

April	Teaching Week 1	Teaching Week 2	Teaching Week 3	Teaching Week 4
May	Teaching Week 5	Teaching Week 6	Teaching Week 7	First Midterm Examination
June	<i>Summer Vacation</i>	<i>Summer Vacation</i>	<i>Summer Vacation</i>	<i>Summer Vacation</i>
July	<i>Summer Vacation</i>	<i>Summer Vacation</i>	<i>Summer Vacation</i>	<i>Summer Vacation</i>
August	Teaching Week 8	Teaching Week 9	Teaching Week 10	Teaching Week 11
September	Teaching Week 12	Teaching Week 13	1st Term Examination	1st Term Examination

SECOND TERM: OCTOBER – MARCH

Expected Teaching Weeks

October	Teaching Week 14	Teaching Week 15	Teaching Week 16	Teaching Week 17
November	Teaching Week 18	Teaching Week 19	Teaching Week 20	Teaching Week 21
December	Teaching Week 22	Second Midterm Examination	<i>Winter Vacation</i>	<i>Winter Vacation</i>
January	Teaching Week 23	Teaching Week 24	Teaching Week 25	Teaching Week 26
February	Teaching Week 27	Teaching Week 28	Teaching Week 29	Teaching Week 30
March	<i>Revision Work</i>	Annual Examination	Annual Examination	<i>PTM & Annual Day</i>



Teaching weeks per annum

For the regions where academic session begins in **August**

FIRST TERM: AUGUST – DECEMBER

Expected Teaching Weeks

August	Teaching Week 1	Teaching Week 2	Teaching Week 3	Teaching Week 4
September	Teaching Week 5	Teaching Week 6	Teaching Week 7	First Midterm Examination
October	Teaching Week 8	Teaching Week 9	Teaching Week 10	Teaching Week 11
November	Teaching Week 12	Teaching Week 13	Teaching Week 14	Teaching Week 15
December	Midterm Examination	Midterm Examination	<i>Winter Vacation</i>	<i>Winter Vacation</i>

SECOND TERM: OCTOBER – MARCH

Expected Teaching Weeks

January	Teaching Week 16	Teaching Week 17	Teaching Week 18	Teaching Week 19
February	Teaching Week 20	Teaching Week 21	Teaching Week 22	Second Midterm Exam
March	Teaching Week 23	Teaching Week 24	Teaching Week 25	Teaching Week 26
April	Teaching Week 27	Teaching Week 28	Teaching Week 29	Teaching Week 30
May	<i>Revision Work</i>	Annual Examination	Annual Examination	<i>PTM & Annual Day</i>



Allocation of periods

Subjects and period distribution for preparing timetable, syllabus breakdown, lesson plans etc.

SN	SUBJECT	JUNIOR			PRIMARY		SECONDARY			EACH SUBJECT PER ANNUM
		GRADE – 1	GRADE – 2	GRADE – 3	GRADE – 4	GRADE – 5	GRADE – 6	GRADE – 7	GRADE – 8	
1	English Language	5	5	5	5	5	5	5	5	150
2	Urdu Language	5	5	5	5	5	5	5	5	
3	Mathematics	5	5	5	5	5	5	5	5	
4	Science	-	-	-	5	5	5	5	5	
5	General Knowledge	5	5	5	-	-	-	-	-	
6	Sindhi Language ¹	4	4	4	4	4	4	4	4	120
7	Social Studies	-	-	-	4	4	-	-	-	
8	Islamiyat	4	4	4	4	4	4	4	4	
9	Nazra-e-Quran ²	4	4	4	4	4	4	4	4	
10	Geography	-	-	-	-	-	3	3	3	90
11	Computer Science	3 SRM ³	3 SRM	3 SRM	3 SRM	3 SRM	3	3	3	
12	Life Skills	3 SRM	3 SRM	3 SRM	-	-	-	-	-	
13	Artwork	3 SRM	3 SRM	3 SRM	-	-	-	-	-	
14	History	-	-	-	-	-	2	2	2	60
15	Life Skills & Art	-	-	-	2 SRM	2 SRM	-	-	-	
		-	-	-	-	-	1 SRM	1 SRM	1 SRM	30
PERIODS PER WEEK		37	37	37	37	37	37	37	37	

¹ In Sindh Region only

² In all regions except Sindh

³ SRM: (Supplementary Reading Material)

**FIRST TERM | UNITS OR CHAPTERS DISTRIBUTION WITHIN 15 STUDY WEEKS OF THIS TERM.**

Study Week 1 [1/15 1/30] Lesson #01, Sing the ABC song page # 7-19	Study Week 2 [2/15 2/30] Lesson #01, Sing the ABC song page # 21-26 Grammar page # 6-7	Study Week 3 [3/15 3/30] lesson #02, The Holy Rasool (ﷺ)Page # 27-28 Grammar page # 8-9	Study Week 4[4/15 4/30] lesson #02, The Holy Rasool (ﷺ) Page # 29-33 Grammar page # 10-12
Study Week 5 [5/15 5/30] Lesson #03, My Family page # 33-36 Grammar page # 13-14	Study Week 6[6/15 6/30] Lesson #03, My Family page # 36-40 Grammar page # 15	Study Week 7 [7/15 7/30] Lesson #04, Soup for mother page # 42-44 Grammar page # 16	Study Week 8[8/15 8/30] Lesson #04, Soup for mother page # 46-50 Grammar page # 16
Study Week 9[9/15 9/30] Lesson #05, Early to bed early to rise page # 51-55 Grammar page # 17-18	Study Week 10(10/15 10/30] Lesson #05, Early to bed early to rise page # 56-59 Grammar page # 19-20	Study Week 11[11/15 11/30] Lesson #06, Helping Others Page#60-64 Grammar page # 21-22	Study Week 12(12/15 12/30] Lesson #06, Helping Others page # 64-68
Study Week (13/15 13/30] Lesson #07, The Lost Doll page # 69-76	Study Week [14/15 14/30] Lesson #07, The Lost Doll Page# 69-76	Study Week [15/15 15/30] Lesson #08, A Visit to a Park Page# 77-79	



SECOND TERM / Final Term | UNITS OR CHAPTER DISTRIBUTION WITHIN 15 WEEKS OF THIS TERM.


Study Week [1/15 16/30] Lesson #08, A Visit to a Park Page# 80-84	Study Week [2/15 17/30] Lesson #08, A Visit to a Park Page# 85-88	Study Week [3/15 18/30] Lesson #09, Play Page# 89-94	Study Week 4 [4/17 19/30] Lesson #09, Play Lesson # 10, Magical Friends Page# 95-99
Study Week [5/15 20/30] Lesson # 10, Magical Friends Page# 100-103	Study Week [6/15 21/30] Lesson # 10, Magical Friends Lesson# 11, A Lion and A Fox Page# 104-107	Study Week [7/15 22/30] Lesson# 11, A Lion and A Fox Page# 107-111	Study Week [8/15 23/30] Lesson# 12, Good Habits Page# 112-115
Study Week [10/15 24/30] Lesson# 12, Good Habits Page# 115-120	Study Week [11/15 25/30] Lesson# 13, Honey Bear Page# 121-123	Study Week [11/15 26/30] Lesson# 13, Honey Bear Page# 124-125	Study Week [12/15 27/30] Lesson# 13, Honey Bear Page# 125-127
Study Week [13/15 28/30] Lesson# 13, Honey Bear Page# 127-128	Study Week [14/15 29/30] Lesson# 13, Honey Bear (Step by Step English Grammar) Lesson# 9, 10, Verbs,	Study Week [15/15 30/30](Step by Step English Grammar) Lesson# 17, 18, Preposition, Composition Page # 48 -54	



1st Term

1 /15 1 /30
Daily Break-Up

This is our new teaching week.



English Class-1 40 min 5 periods p/w 150 p/a		TERM INFORMATION		I Apr-Oct 15weeks	1 to 15	75 periods
				II Nov-Mar 15 weeks	16 to 30	75 periods
MONTH	WEEK	PN	Lesson #01, Sing the ABC Song			
	Week 1	[150]	TOPIC/CONTENT & PAGE NUMBER	WORKBOOK / ACTIVITY CONTENTS		
		1.	Sing the ABC song Pg # 6-9	Picture description <ul style="list-style-type: none"> Name any six objects from the picture Trace out dots and follow the arrow (pg # 8 & 9) Do practice of motor skills before writing 		
		2.	Sing the ABC song Pg # 11,12, 13	Group discussion <ul style="list-style-type: none"> Help the students in recognition of objects, letters, sounds and names of the objects Help the student pronounce multi syllable word. 		
		3.	Sing the ABC song Pg# 14- 16, 17	<ul style="list-style-type: none"> Circle pictures beginning with same sound of the given letters (Page# 14) match pictures with the beginning letters of their names page 17 Homework: page # 15 -16 		
		4.	Sing the ABC song Pg# 17-19	<ul style="list-style-type: none"> Look at each picture and write first missing letter. (Pg # 17) Explain students that no English word begin with initial sound of letter 'X' 		
		5.	Sing the ABC song Pg# 19-21	<ul style="list-style-type: none"> Match the capital letters with small letters Read and write Capital letters 		


Note: This breakup is provided for your daily planning. Daily lesson planning is the responsibility of the concerned teacher.



2 /15 2 /30

Daily Break-Up

This is our new teaching week.



English Class-1 40 min 5 periods p/w 150 p/a			TERM INFORMATION				
			I	Apr-Oct	15weeks	1 to 15	75 periods
			II	Nov-Mar	15 weeks	16 to 30	75 periods
MONTH	WEEK	PN	Lesson #01, Sing the ABC song				
	Week 2	[150]	TOPIC / CONTENT & PAGE NUMBER			WORKBOOK / ACTIVITY CONTENTS	
		6.	Sing the ABC song Pg# 20 , 22			<ul style="list-style-type: none"> • Read and write small letters 	
		7.	Sing the ABC song Page # 23-24			Tell the students to fill the missing circles with the correct alphabet letters (Pg # 23) <ul style="list-style-type: none"> • Encourage students to write the letters in correct formation. • Homework: Do homework on page 24 	
		8.	Sing the ABC song Page # 25			<ul style="list-style-type: none"> • Display English book 1 to students and explain the meaning of author and illustrator to the students. 	
		9.	Grammar The alphabet (Pg # 6)			<ul style="list-style-type: none"> • Identify small letters by circling them. • Complete the table and write all letters in your notebook. • Write names of pictures in small letters. 	
		10.	Grammar the alphabet (Pg # 7)			<ul style="list-style-type: none"> • Which letter do they begin with? write them in order. 	


Note: This breakup is provided for your daily planning. Daily lesson planning is the responsibility of the concerned teacher.



3 /15 3 /30

Daily Break-Up

This is our new teaching week.



English Class-1 40 min 5 periods p/w 150 p/a		TERM INFORMATION		I Apr-Oct 15weeks	1 to 15	75 periods
				II Nov-Mar 15 weeks	16 to 30	75 periods
MONTH	WEEK	PN	Lesson #02, The Holy Rasool (ﷺ)			
		[150]	TOPIC/CONTENT & PAGE NUMBER	WORKBOOK / ACTIVITY CONTENTS		
	Week 3		11. The Holy Rasool (ﷺ) Page # 26-27	Picture description <ul style="list-style-type: none"> • What is masjid? • Why do we go to Masjid? Reading page 27(9 lines) 		
			12. The Holy Rasool (ﷺ) Page # 27	<ul style="list-style-type: none"> • Reading of next 9 lines • Underline difficult dictation words and do on notebook • group discussion and explanation of chapter: share an event of Holy Rasool's (ﷺ) life, showing his kindness and love for children 		
			13. The Holy Rasool (ﷺ) Page # 28	<ul style="list-style-type: none"> • Encourage students to use greeting words in their daily life • Tell the students to read aloud given consonant blends with correct pronunciation and intonation. 		
			14. Grammar Vowels (Pg # 8)	<ul style="list-style-type: none"> • Tell the students about vowels. • Complete each word by writing missing vowels. 		
			15. Grammar Vowels (Pg # 9)	<ul style="list-style-type: none"> • Circle the word that begin with the vowel • Complete the names of the things you can see by writing the missing letters 		



4 /15 4 /30

Daily Break-Up

This is our new teaching week.


English Class-1 40 min 5 periods p/w 150 p/a		TERM INFORMATION		I Apr-Oct 15weeks	1 to 15	75 periods
				II Nov-Mar 15 weeks	16 to 30	75 periods
MONTH	WEEK	PN	Lesson #02, The Holy Rasool (ﷺ)			
		[150]	TOPIC/CONTENT & PAGE NUMBER		WORKBOOK / ACTIVITY CONTENTS	
	Week 4		16.	The Holy Rasool (ﷺ) Page # 29	<ul style="list-style-type: none"> Encourage students to read the lesson and give answers of the questions 	
			17.	The Holy Rasool (ﷺ) Page #27, 29	<ul style="list-style-type: none"> Homework: choose correct Tell the students to learn the meanings and use them in their daily conversation. Do(words/meanings) one notebook option(page # 29) and again reading of page 27 	
			18.	The Holy Rasool (ﷺ) Page # 30	<p>Solve whole page # 30.</p> <ul style="list-style-type: none"> Tell the students to read given words correct pronunciation and trace the words properly Tells students about sight words 	
			19.	The Holy Rasool (ﷺ) Page # 31 Grammar Nouns (Pg # 10,11)	<ul style="list-style-type: none"> Tell the students that nouns are also known as naming words and match the nouns with pictures. Grammar: identify nouns and write complete words in your notebook Homework: (page# 11) Put a circle around naming words that you see in the Picture. 	
			20.	The Holy Rasool (ﷺ) Page # 32 Grammar Nouns (Pg # 12)	<p>Help students to solve (Pg # 32)</p> <ul style="list-style-type: none"> Grammar : find hidden birds in the grid <ul style="list-style-type: none"> Circle nouns in the sentence 	



5 /15 5 /30

Daily Break-Up

This is our new teaching week.



Science Class-1 40 min 5 periods p/w 150 p/a		TERM INFORMATION				
		I	Apr-Oct	15weeks	1 to 15	75 periods
		II	Nov-Mar	15 weeks	16 to 30	75 periods
MONTH	WEEK	PN	Lesson #03, My Family			
	Week 5	[120]	TOPIC/CONTENT & PAGE NUMBER		WORKBOOK / ACTIVITY CONTENTS	
		21.	My Family page # 33, 34		Picture description How many people are there in your family Paste the picture of your family members in the given family tree. Reading of 7 lines Underline difficult words and write dictation words on notebook	
		22.	My Family page # 35		Group discussions: help students to read the text with appropriate pronunciation. Tell the students to read aloud the given consonant blends with correct pronunciation and intonation. Encourage students to introduce their friends in front of class(Page # 35 on book)	
		23.	My Family page # 36 Grammar Noun(Pg# 13)		choose the correct option(Pg # 36) reading of seven lines(Pg # 34) Class work: find names of people in sentences	
		24.	My Family page # 36 Grammar Noun(Pg# 14)		<ul style="list-style-type: none"> Do question A part 1 Reading Comprehension on notebook Complete sentences with proper words from the list given below Extended exercise	
		25.	My Family page # 36		Encourage students to write naming words of the given pictures	


Note: This breakup is provided for your daily planning. Daily lesson planning is the responsibility of the concerned teacher.



6 /15 6 /30

Daily Break-Up

This is our new teaching week.



Science Class-1 40 min 5 periods p/w 150 p/a			TERM INFORMATION				
			I	Apr-Oct	15weeks	1 to 15	75 periods
			II	Nov-Mar	15 weeks	16 to 30	75 periods
MONTH	WEEK	PN	Lesson #03, My Family				
	Week 6	[150]	TOPIC/CONTENT & PAGE NUMBER		WORKBOOK / ACTIVITY CONTENTS		
		26.	My Family page # 37		<ul style="list-style-type: none"> Do words/meanings on notebook Explain to the students, meanings of given words Solve whole page 37 		
		27.	My Family page # 38		<ul style="list-style-type: none"> Explain the students that masculine and feminine nouns are gender nouns Ask students to point themselves and tell their genders 		
		28.	My Family page # 39		<ul style="list-style-type: none"> Solve whole page 39 Explain the concept of proper nouns to students(Pg # 39) 		
		29.	My Family page # 40 Grammar Noun(Pg # 15)		Read given sentences and trace them (Pg# 40) <ul style="list-style-type: none"> Classwork: do page #15 Look at the pictures and tell what these pictures are? 		
		30.	My Family page # 40		<ul style="list-style-type: none"> Capitalize the first letter and add ' . ' at ending sentence Help students to write sentences with correct pronunciation and spellings. 		


Note: This breakup is provided for your daily planning. Daily lesson planning is the responsibility of the concerned teacher.



7 /15 7 /30

Daily Break-Up

This is our new teaching week.



Science Class-1 40 min 5 periods p/w 150 p/a			TERM INFORMATION		I Apr-Oct 15weeks	1 to 15	75 periods
					II Nov-Mar 15 weeks	16 to 30	75 periods
MONTH	WEEK	PN	Lesson #04, Soup for mother				
	Week 7	[150]	TOPIC/CONTENT & PAGE NUMBER			WORKBOOK / ACTIVITY CONTENTS	
		31.	Soup for mother page # 41			Picture description <ul style="list-style-type: none"> • Are fruits and vegetables good for health? • Which is your favorite fruit? • Reading and explanation of 8 lines. • Explain health benefits of fruits and vegetables • Underline difficult words • Write dictation words on notebook 	
		32.	Soup for mother page #42			<ul style="list-style-type: none"> • Reading of page 42 • Underline difficult dictation words and write on notebook • Advise the students to wash fruits and vegetables before eating them 	
		33.	Soup for mother page # 43 Grammar : (Pg# 16)			<ul style="list-style-type: none"> • Reading of page 43 • Tell the students about digraphs and help them in recognize of diagraph sound. • Choose correct naming word and put a ✓ on it from the lesson. • Grammar: read passage given below underline all the words which are names of places 	
		34.	Soup for mother page # 44			<ul style="list-style-type: none"> • Do questions on notebook. Page # 44 • Ask students to express their likes and dislikes in food. • Homework: pick the correct option 	
		35.	Soup for mother page # 45			<ul style="list-style-type: none"> • Ask students to read aloud the given initial consonant clusters with correct pronunciation • Write words/meanings on notebooks • Explain the meanings the given words 	

Note: This breakup is provided for your daily planning. Daily lesson planning is the responsibility of the concerned teacher.



8 /15 8 /30

Daily Break-Up

This is our new teaching week.



Science Class-1 40 min 5 periods p/w 150 p/a			TERM INFORMATION				
			I	Apr-Oct	15weeks	1 to 15	75 periods
			II	Nov-Mar	15 weeks	16 to 30	75 periods
MONTH	WEEK	PN	Lesson #04, Soup for mother				
	Week 8	[150]	TOPIC/CONTENT & PAGE NUMBER			WORKBOOK / ACTIVITY CONTENTS	
		36.	Soup for mother page # 46 Grammar : (Pg# 16)			<ul style="list-style-type: none"> Teach names of some fruits and vegetables, ask them about their favorite fruit and vegetable (Pg # 46) Grammar: complete passage with suitable words The words are jumbled, write them in correct order. 	
		37.	Soup for mother page # 47			<ul style="list-style-type: none"> Show flash cards of some objects and ask students to tell their names and make their plurals (pg # 47) 	
		38.	Soup for mother page # 48			<ul style="list-style-type: none"> Help the students to make sequence of the pictures 	
		39.	Soup for mother page # 49			<ul style="list-style-type: none"> Pick the correct option 	
		40.	Soup for mother page # 50			<ul style="list-style-type: none"> Pick the correct genders and write in relevant boxes 	


Note: This breakup is provided for your daily planning. Daily lesson planning is the responsibility of the concerned teacher.



9 /15 9 /30

Daily Break-Up

This is our new teaching week.



Science Class-1 40 min 5 periods p/w 150 p/a			TERM INFORMATION				
			I	Apr-Oct	15weeks	1 to 15	75 periods
			II	Nov-Mar	15 weeks	16 to 30	75 periods
MONTH	WEEK	PN	Lesson #05, Early to bed early to rise				
	Week 9	[150]	TOPIC/CONTENT & PAGE NUMBER			WORKBOOK / ACTIVITY CONTENTS	
		41.	Early to bed early to rise Pg # 51,52			<ul style="list-style-type: none"> • Picture description : When do you get up in the morning? • Reading of four lines • Underline difficult words(do dictation on notebook) • Group discussion: encourage students to sing aloud in chorus 	
		42.	Early to bed early to rise Pg # 53 Grammar : (Pg# 17,18)			<ul style="list-style-type: none"> • Ask students to write different initial letters to make new words • Write names of animals you see(pg # 18) 	
		43.	Early to bed early to rise Pg # 53-54			<ul style="list-style-type: none"> • Do question A & B(Answer the following questions) on notebook • Display the latest calendar in front of students and teach them the use of calendar and then solve the questions. 	
		44.	Early to bed early to rise Pg # 54-55			<ul style="list-style-type: none"> • Do question B on notebook. • Encourage the students to write the routine with the help of mind map. 	
		45.	Early to bed early to rise Pg # 55			<ul style="list-style-type: none"> • Write words/meanings on notebook • Explain meanings of the given words to students 	


Note: This breakup is provided for your daily planning. Daily lesson planning is the responsibility of the concerned teacher.



10/15 10/30

Daily Break-Up

This is our new teaching week.




Science Class-1 40 min 5 periods p/w 150 p/a		TERM INFORMATION		I Apr-Oct 15weeks	1 to 15	75 periods
				II Nov-Mar 15 weeks	16 to 30	75 periods
MONTH	WEEK	PN	Lesson #05, Early to Bed Early to Rise			
	Week 10	[150]	TOPIC/CONTENT & PAGE NUMBER		WORKBOOK / ACTIVITY CONTENTS	
		46.	Early to bed early to rise Pg # 56		<ul style="list-style-type: none"> Solve exercises on page#56 	
		47.	Early to bed early to rise Pg # 57		<ul style="list-style-type: none"> Read given sentences aloud and notice the use of ' this' and 'that' Share more examples of 'these' and 'those' with students to make concept clear. 	
		48.	Early to bed early to rise Pg # 58		<ul style="list-style-type: none"> Use of these, those Use of these, those to fill in the blanks. 	
		49.	Early to bed early to rise Pg # 59		<ul style="list-style-type: none"> Help students to recall the concept of rhyming words. Encourage them to look at the above pictures and write action words (Pg# 59) 	
		50.	Grammar : (Pg# 19,20)		<ul style="list-style-type: none"> Extended exercises Complete the passage by using correct names of animals (Pg# 20) 	

Note: This breakup is provided for your daily planning. Daily lesson planning is the responsibility of the concerned teacher.



11/15 11/30
Daily Break-Up

This is our new teaching week.




Science Class-1 40 min 5 periods p/w 150 p/a		TERM INFORMATION		I Apr-Oct 15weeks 1 to 15 75 periods	II Nov-Mar 15 weeks 16 to 30 75 periods
MONTH	WEEK	PN	Lesson #06, Helping Others		
	Week 11	[150]	TOPIC/CONTENT & PAGE NUMBER	WORKBOOK / ACTIVITY CONTENTS	
		51.	Helping Others Pg # 60,61	Picture description <ul style="list-style-type: none"> • is it good to help others? • how do you help your friends? • reading of 8 lines underline difficult words, do in notebook Group discussions: tell students that we should help each other	
		52.	Helping Others Pg # 62	<ul style="list-style-type: none"> • Tell students about plural and teach how to make singular noun into plural by adding 's' at the end 	
		53.	Grammar : (Pg# 21)	<ul style="list-style-type: none"> • Give concept of adjective to students • Do exercise on page 21 • Circle adjectives in sentences 	
		54.	Grammar : (Pg# 22)	<ul style="list-style-type: none"> • Underline adjectives in sentences • Choose correct word from given words and write in your notebook(Pg # 22) • Homework: do page 23 and 24 on book • Complete the sun by choosing correct adjectives 	
		55.	Helping Others Pg # 63,64	<ul style="list-style-type: none"> • Help the students to recognize 's' and 'z' sounds • Homework: choose correct option(pg # 64) 	

Note: This breakup is provided for your daily planning. Daily lesson planning is the responsibility of the concerned teacher.



12/15 12/30
Daily Break-Up

This is our new teaching week.




English Class-1 40 min 5 periods p/w 150 p/a		TERM INFORMATION		I Apr-Oct 13 weeks	1 to 13	65 periods
				II Oct-Nov 17 weeks	14 to 30	85 periods
MONTH	WEEK	PN	Lesson #06, Helping Others			
	Week 12	[150]	TOPIC/CONTENT & PAGE NUMBER	WORKBOOK / ACTIVITY CONTENTS		
		56.	Helping Others Pg # 64	<ul style="list-style-type: none"> • Arrange a role play in the classroom and help the students in expressing their needs • Do question number 1, 2, 3 and 4 on notebook, 		
		57.	Helping Others Pg # 65,66	<ul style="list-style-type: none"> • Tell students to read the meanings of the words and use them in daily conversation • Do words/meanings on notebook • Homework: read given sight words and write each word in the relevant box (pg#66) 		
		58.	Helping Others Pg # 67,68	<ul style="list-style-type: none"> • Tell the students about concept of 'a' or 'an' • Encourage students with example(Pg # 67) • Tell students to write date, day and unit name before writing anything in notebook these are called captions 		
		59.	Helping Others Pg # 64	<ul style="list-style-type: none"> • Revision of question number 1,2,3 and 4(page #64) 		
		60.	Helping Others Pg # 65	<ul style="list-style-type: none"> • Explain the meanings of given words • Revision of words/meanings(page #65) 		

Note: This breakup is provided for your daily planning. Daily lesson planning is the responsibility of the concerned teacher.



13/15 13/30
Daily Break-Up
This is our new teaching week.




English Class-1 40 min 5 periods p/w 150 p/a		TERM INFORMATION			1 to 15		75 periods	
		I Apr-Oct 15 weeks			16 to 30		75 periods	
		II Oct-Nov 15 weeks						
MONTH	WEEK	PN	Lesson #07, The Lost Doll			WORKBOOK / ACTIVITY CONTENTS		
	Week 13	[150]	TOPIC/CONTENT & PAGE NUMBER					
		61.	The Lost Doll Pg # 69,70			<u>Picture description</u> <ul style="list-style-type: none"> • How do you keep your room? • What can you do to make yourself a good child? • Reading of 6 lines on page 70 • Underline difficult words(do dictation words on notebook) Reading of next six lines 		
		62.	The Lost Doll Pg # 70,71			<ul style="list-style-type: none"> • Group discussion: help students to read text with appropriate pronunciation • encourage students to write correct initial and found sounds(Pg # 71) 		
		63.	The Lost Doll Pg # 72			<ul style="list-style-type: none"> • Do question number 1,2,3 and 4 on notebook • Homework: choose correct option on page 72 		
		64.	The Lost Doll Pg # 72,73			<ul style="list-style-type: none"> • Tell students to read digraphs with correct pronunciation • Teach them meanings of some words and how to use them in daily conversation • Explain meanings of given words to students • Do words meanings on notebook page # 73 		
		65.	The Lost Doll Pg # 74,75,76			<ul style="list-style-type: none"> • Ask students to count in words from one to 10(page #74) • Explain the concept of substitution words(pronouns) with different examples(page #75) • Write numbers in words on notebooks • Make sentences with correct punctuation and spellings (page #76) 		

Note: This breakup is provided for your daily planning. Daily lesson planning is the responsibility of the concerned teacher.



14/15 14/30
Daily Break-Up
This is our new teaching week.




English Class-1 40 min 5 periods p/w 150 p/a		TERM INFORMATION			1 to 15		75 periods	
		I Apr-Oct 15 weeks			16 to 30		75 periods	
		II Oct-Nov 15 weeks						
MONTH	WEEK	PN [150]	Lesson #07, The Lost Doll			WORKBOOK / ACTIVITY CONTENTS		
		TOPIC/CONTENT & PAGE NUMBER						
		66.	The Lost Doll Pg # 69,70			Picture description <ul style="list-style-type: none"> How do you keep your room? What can you do to make yourself a good child? Reading of 6 lines on page 70 on Underline difficult words(do dictation wordsnotebook) Reading of next six lines 		
		67.	The Lost Doll Pg # 70,71			<ul style="list-style-type: none"> Group discussion: help students to read text with appropriate pronunciation encourage students to write correct initial and foundsounds(Pg # 71) 		
		68.	The Lost Doll Pg # 72			<ul style="list-style-type: none"> Do question number 1,2,3 and 4 on notebook Homework: choose correct option on page 72 		
		69.	The Lost Doll Pg # 72,73			<ul style="list-style-type: none"> Tell students to read digraphs with correct pronunciation Teach them meanings of some words and how to use them in daily conversation Explain meanings of given words to students Do words meanings on notebook page # 73 		
		70.	The Lost Doll Pg # 74,75,76			<ul style="list-style-type: none"> Explain the concept of substitution words(pronouns) with different examples(page #75) Write numbers in words on notebooks Make sentences with correct punctuation and spellings (page #76) 		

Note: This breakup is provided for your daily planning. Daily lesson planning is the responsibility of the concerned teacher.



15/15 15 /30
Daily Break-Up
This is our new teaching week.



English Class-1 40 min 5 periods p/w 150 p/a		TERM INFORMATION		I Apr-Oct	15 weeks	1 to 15	75 periods
				II Oct-Nov	15 weeks	16 to 30	75 periods
MONTH	WEEK	PN [150]	Lesson #08, A Visit to a Park		WORKBOOK / ACTIVITY CONTENTS		
		TOPIC/CONTENT & PAGE NUMBER					
		71.	A Visit to a Park Pg # 77		Getting Started <ul style="list-style-type: none"> Can you name the animals and insects you see here? What kind of homes do the animals live in? 		
		72.	A Visit to a Park Pg # 78		<ul style="list-style-type: none"> Reading and Group discussion: help students to read text with appropriate pronunciation. Underline all the dictation words from the lesson. Home work: Write difficult dictation words on notebook. 		
		73.	A Visit to a Park Pg # 78		<ul style="list-style-type: none"> Reading and Group discussion: help students to read text with appropriate pronunciation. Underline all the dictation words from the lesson. Home work: Write difficult dictation words on notebook. 		
		74.	A Visit to a Park Pg # 78		(Classwork): Do Words / Meaning on notebook. (Homework): Learn and write all the Words / Meaning on note book .		
		75.	A Visit to a Park Pg # 79		<ul style="list-style-type: none"> Oral communication: Tell the students about one syllable words. Read the given emotions. Colour the faces. 		

Note: This breakup is provided for your daily planning. Daily lesson planning is the responsibility of the concerned teacher.



2nd Term /Final Term

1/15 16/30

Daily Break-Up

This is our new teaching week.

English Class-1 40 min 5 periods p/w 150 p/a			TERM INFORMATION				
			I	Apr-Sep	15 weeks	1 to 15	75 periods
			II	Oct-Mar	15 weeks	15 to 30	75 periods
MONTH	WEEK	PN [150]	Lesson #08, A Visit to a Park				
			TOPIC/CONTENT & PAGE NUMBER		WORKBOOK / ACTIVITY CONTENTS		
		76.	A Visit to a Park	Page# 80	<ul style="list-style-type: none"> ● Reading Comprehension. Answer the given questions. 		
		77.	A Visit to a Park	Page# 80	<ul style="list-style-type: none"> ● Rearrange the jumbled words. ● Read and learn words/ meanings. (Homework): Learn and write all the Words / Meaning on notebook 		
		78.	A Visit to a Park	Page# 81	<ul style="list-style-type: none"> ● Read the names of birds and their sounds. ● Read the names of animals and their sounds. 		
		79.	A Visit to a Park	Page# 82	<ul style="list-style-type: none"> ● Encircle what is different. ● Read the given sight words and write each words in relevant box. 		
		80.	A Visit to a Park	Page# 83-84	<ul style="list-style-type: none"> ● Grammar : Actions words (Do given exercises) 		


Note: This breakup is provided for your daily planning. Daily lesson planning is the responsibility of the concerned teacher.



2/15 17/30

Daily Break-Up

This is our new teaching week.



English Class-1 40 min 5 periods p/w 150 p/a		TERM INFORMATION		I Apr-Sep 15 weeks 1 to 15	75 periods
				II Oct-Mar 15 weeks 15 to 30	75 periods
MONTH	WEEK	PN [150]	Lesson #08, A Visit to a Park		
		TOPIC/CONTENT & PAGE NUMBER		WORKBOOK / ACTIVITY CONTENTS	
		81.	A Visit to a Park	Page# 85	<ul style="list-style-type: none"> ● Grammar : Use of “is, am or are” ● Explain the use of is , am or are. ● Fill in the blanks with is , am or are.
		82.	A Visit to a Park	Page# 86	<p>Writing:</p> <ul style="list-style-type: none"> ● Categories the animals and birds and write in the relevant column. ● Creative writing: look at the given picture and write a few lines about it.
		83.	Review	Page# 87	<ul style="list-style-type: none"> ● Complete the exercise 1 till 3.
		84.	Review	Page# 87-88	<ul style="list-style-type: none"> ● Complete the exercise 4 till 6.
		85.	Review	Page# 88	<ul style="list-style-type: none"> ● Complete the exercise 7 till 8.


Note: This breakup is provided for your daily planning. Daily lesson planning is the responsibility of the concerned teacher.



3/15 18/30

Daily Break-Up

This is our new teaching week.



English Class-1 40 min 5 periods p/w 150 p/a		TERM INFORMATION		I	Apr-Sep	15 weeks	1 to 15	75 periods
				II	Oct-Mar	15 weeks	15 to 30	75 periods
MONTH	WEEK	PN	Lesson #09, Play					
		[150]	TOPIC/CONTENT & PAGE NUMBER			WORKBOOK / ACTIVITY CONTENTS		
		86.	Play	Page# 89-90	Getting Started			
					<ul style="list-style-type: none"> • Which is your favourite game? • How do you spend your free time? • Help students to read poem with appropriate pronunciation. 			
		87.	Play	Page# 90	<ul style="list-style-type: none"> • Reading and Group discussion: help students to read poem with appropriate pronunciation. • Underline all the dictation words from the lesson. Home work: Write difficult dictation words on notebook. 			
		88.	Play	Page# 91-92	<ul style="list-style-type: none"> • Read the rhyming words according to the vowels. • Explain concept of consonants and vowels. • Fill in the correct vowels. 			
		89.	Play	Page# 93	<ul style="list-style-type: none"> • Read the poem. • Reading Comprehension. Answer the given questions. 			
		90.	Play	Page# 94	<ul style="list-style-type: none"> • Complete the exercise on page # 94 			

Note: This breakup is provided for your daily planning. Daily lesson planning is the responsibility of the concerned teacher.



4/15 19/30

Daily Break-Up

This is our new teaching week.



English Class-1 40 min 5 periods p/w 150 p/a		TERM INFORMATION				1 to 15		75 periods	
		I Apr-Sep 15 weeks		16 to 30		75 periods			
		II Oct-Mar 15 weeks							
MONTH	WEEK	PN	Lesson #09, Play		Lesson # 10, Magical Friends				
		[150]	TOPIC/CONTENT & PAGE NUMBER				WORKBOOK / ACTIVITY CONTENTS		
		91.	Play	Page# 95-96	Vocabulary Building. ● Read and learn words/ meanings. (Homework): Learn and write all the Words / Meaning on notebook. ● Clear the concept of ordinal numbers and do the exercise on page # 96				
		92.	Play	Page# 96-97	● Learning to spell. ● Grammar.				
		93.	Play	Page# 98	● Writing ● Write a dialogue on your favourite sport. ● Write rhyming words of given words.				
		94.	Magical Friends	Page# 98-99	● Have you ever seen rainbow? ● Reading and Group discussion: help students to read text with appropriate pronunciation. ● Underline all the dictation words from the lesson. Home work: Write difficult dictation words on notebook.				
		95.	Magical Friends	Page# 99	● Reading and Group discussion: help students to read text with appropriate pronunciation. ● Underline all the dictation words from the lesson. Home work: Write difficult dictation words on notebook.				


Note: This breakup is provided for your daily planning. Daily lesson planning is the responsibility of the concerned teacher.



5/15 20/30

Daily Break-Up

This is our new teaching week.



English Class-1 40 min 5 periods p/w 150 p/a			TERM INFORMATION		I Apr-Sep 15 weeks	1 to 15	75 periods
					II Oct-Mar 15 weeks	16 to 30	75 periods
MONTH	WEEK	PN	Lesson # 10, Magical Friends				
		[150]	TOPIC/CONTENT & PAGE NUMBER		WORKBOOK / ACTIVITY CONTENTS		
		96.	Magical Friends	Page# 100	<u>Vocabulary Building.</u> <ul style="list-style-type: none"> Do Question No.1, 2 on page #100. book. 		
		97.	Magical Friends	Page# 100-101	<ul style="list-style-type: none"> Reading Comprehension. Answer the given questions. Read and arrange the given words. 		
		98.	Magical Friends	Page# 101-102	<ul style="list-style-type: none"> Read and learn words/ meanings. Read the names of given shapes. 		
		99.	Magical Friends	Page# 102	<ul style="list-style-type: none"> Write the names of given shapes. Colour the given rainbow. 		
		100.	Magical Friends	Page# 103	<ul style="list-style-type: none"> Complete the exercises on page# 103 		

Note: This breakup is provided for your daily planning. Daily lesson planning is the responsibility of the concerned teacher.



6/15 21/30

Daily Break-Up

This is our new teaching week.

English Class-1 40 min 5 periods p/w 150 p/a		TERM INFORMATION		I Apr-Sep 15weeks	1 to 15	75 periods
				II Oct-Mar 15 weeks	16 to 30	75 periods
MONTH	WEEK	PN	Lesson # 10, Magical Friends		Lesson# 11, A Lion and A Fox	
		[150]	TOPIC/CONTENT & PAGE NUMBER		WORKBOOK / ACTIVITY CONTENTS	
		101.	Magical Friends	Page# 104	● Complete the exercises on page# 104	
		102.	A Lion and A Fox	Page# 105-106	Getting Started ● Read the given instructions and follow them. ● Who is stranger? ● How do you know what is safe and what is not?	
		103.	A Lion and A Fox	Page# 106	● Reading and Group discussion: help students to readtext with appropriate pronunciation. ● Underline all the dictation words from the lesson. Home work: Write difficult dictation words on notebook.	
		104.	A Lion and A Fox	Page# 106	● Reading and Group discussion: help students to readtext with appropriate pronunciation. ● Underline all the dictation words from the lesson. Home work: Write difficult dictation words on notebook..	
		105.	A Lion and A Fox	Page# 107	● Reading and Group discussion: help students to readtext with appropriate pronunciation. ● Underline all the dictation words from the lesson. Home work: Write difficult dictation words on notebook..	


Note: This breakup is provided for your daily planning. Daily lesson planning is the responsibility of the concerned teacher.



7/15 22/30

Daily Break-Up

This is our new teaching week.




English Class-1 40 min 5 periods p/w 150 p/a		TERM INFORMATION				
		I	Apr-Sep	15 weeks	1 to 15	75 periods
		II	Oct-Mar	15 weeks	16 to 30	75 periods
MONTH	WEEK	PN	Lesson# 11, A Lion and A Fox			
		[150]	TOPIC/CONTENT & PAGE NUMBER		WORKBOOK / ACTIVITY CONTENTS	
		106.	A Lion and A Fox	Page# 107	<ul style="list-style-type: none"> Do exercise of sight words. 	
		107.	A Lion and A Fox	Page# 108	<ul style="list-style-type: none"> Practice the given dialogue. Answer the given questions. 	
		108.	A Lion and A Fox	Page# 108	<ul style="list-style-type: none"> Pick any one of the given options which is incorrect. (Classwork): Do Words / Meaning on notebook. (Homework): Learn and write all the Words / Meaning on note book 	
		109.	A Lion and A Fox	Page# 109-110	<ul style="list-style-type: none"> Look at the pictures and write one naming word and one action word. Learning to spell. Grammar 	
		110.	A Lion and A Fox	Page# 111	<ul style="list-style-type: none"> Learning to write and creative writing. 	

Note: This breakup is provided for your daily planning. Daily lesson planning is the responsibility of the concerned teacher.



8/15 23/30
Daily Break-Up
 This is our new teaching week.




English		Class-1 40 min		TERM INFORMATION		I	Apr-Sep	15 weeks	1 to 16	75 periods	
5 periods p/w 150 p/a				II	Oct-Mar	15 weeks	16 to 30	75 periods			
MONTH	WEEK	PN	Lesson# 12, Good Habits								
		[150]	TOPIC/CONTENT & PAGE NUMBER				WORKBOOK / ACTIVITY CONTENTS				
		111.	Good Habits	Page# 112	Getting Started <ul style="list-style-type: none"> • Read the given instructions and follow them. • Which of the given habits do you follow in your daily life. 						
		112.	Good Habits	Page# 113	<ul style="list-style-type: none"> • Reading and Group discussion: help students to read text with appropriate pronunciation. • Underline all the dictation words from the lesson. Home work: Write difficult dictation words on notebook. 						
		113.	Good Habits	Page# 113	<ul style="list-style-type: none"> • Reading and Group discussion: help students to read text with appropriate pronunciation. • Underline all the dictation words from the lesson. Home work: Write difficult dictation words on notebook.						
		114.	Good Habits	Page# 114	<ul style="list-style-type: none"> • Read good habits which Amina's teacher teaches her. 						
		115.	Good Habits	Page# 115	<ul style="list-style-type: none"> • Learning to write and speak. 						

Note: This breakup is provided for your daily planning. Daily lesson planning is the responsibility of the concerned teacher.



9/15 24/30
Daily Break-Up
 This is our new teaching week.




English		Class-1 40 min		TERM INFORMATION			I Apr-Sep 15 weeks		1 to 15		75 periods		
5 periods p/w 150 p/a							II Oct-Mar 15 weeks		16to 30		75 periods		
MONTH	WEEK	PN	Lesson# 12, Good Habits										
		[150]	TOPIC/CONTENT & PAGE NUMBER						WORKBOOK / ACTIVITY CONTENTS				
		116.	Good Habits	Page# 115-116		<ul style="list-style-type: none"> ● Answer the given questions. ● Look at the given picture and write the sentence About. 							
		117.	Good Habits	Page# 116-117		<ul style="list-style-type: none"> ● (Classwork): Do Words / Meaning on notebook. ● (Homework): Learn and write all the Words / Meaning on note book. ● Learning to spell. 							
		118.	Good Habits	Page# 117-118		<ul style="list-style-type: none"> ● Use of what and where. ● Home work: Write difficult dictation words on notebook. 							
		119.	Good Habits	Page# 119		<ul style="list-style-type: none"> ● Put the correct question words in the given blanks. ● Look at the pictures and write one naming word and one action word. 							
		120.	Good Habits	Page# 120		<ul style="list-style-type: none"> ● Creative writing. Write a few sentences on “My Mother”. 							

Note: This breakup is provided for your daily planning. Daily lesson planning is the responsibility of the concerned teacher.



10/15 25/30
Daily Break-Up
 This is our new teaching week.



English Class-1 40 min 5 periods p/w 150 p/a		TERM INFORMATION				
		I	Apr-Sep	15 weeks	1 to 15	75 periods
		II	Oct-Mar	15 weeks	16 to 30	75 periods
MONTH	WEEK	PN [150]	Lesson# 13, Honey Bear		WORKBOOK / ACTIVITY CONTENTS	
			TOPIC/CONTENT & PAGE NUMBER			
		121.	Honey Bear	Page# 121	Getting Started ● Read the given instructions and follow them. ● Can you name some animals? ● Which animals are small or big? ● Which animals are gentle?	
		122.	Honey Bear	Page# 122	● Reading and Group discussion: help students to read poem with appropriate pronunciation. ● Underline all the dictation words from the lesson. Home work: Write difficult dictation words on notebook.	
		123.	Honey Bear	Page# 122	● Reading and Group discussion: help students to read poem with appropriate pronunciation. ● Underline all the dictation words from the lesson. Home work: Write difficult dictation words on notebook.	
		124.	Honey Bear	Page# 123	● Oral Communication.	
		125.	Honey Bear	Page# 123	● Learning to speak.	


Note: This breakup is provided for your daily planning. Daily lesson planning is the responsibility of the concerned teacher.



11/15 26/30

Daily Break-Up

This is our new teaching week.




English		Class-1 40 min		TERM INFORMATION			I Apr-Sep 15 weeks 1 to 15 75 periods		
5 periods p/w 150 p/a				II Oct-Mar 15 weeks 16 to 30 75 periods					
MONTH	WEEK	PN	Lesson# 13, Honey Bear						
		[150]	TOPIC/CONTENT & PAGE NUMBER				WORKBOOK / ACTIVITY CONTENTS		
		126.	Honey Bear	Page# 124					• Answer the given questions.
		127.	Honey Bear	Page# 124					• (Classwork): Do Words / Meaning on notebook. • (Homework): Learn and write all the Words /Meaning on note book.
		128.	Honey Bear	Page# 124					• Learning to spell.
		129.	Honey Bear	Page# 125					• Grammar.
		130.	Honey Bear	Page# 125					• Learning to write

Note: This breakup is provided for your daily planning. Daily lesson planning is the responsibility of the concerned teacher.



12/15 27/30
Daily Break-Up
 This is our new teaching week.



English Class-1 40 min 5 periods p/w 150 p/a		TERM INFORMATION				
		I	Apr-Sep	15 weeks	1 to 16	75 periods
		II	Oct-Mar	15 weeks	16 to 30	75 periods
MONTH	WEEK	PN	Lesson# 13, Honey Bear			
		[150]	TOPIC/CONTENT & PAGE NUMBER		WORKBOOK / ACTIVITY CONTENTS	
		131.	Honey Bear	Page# 125	• Creative writing	
		132.	Review 3	Page# 126	• Complete the exercise 1 & 2	
		133.	Review 3	Page# 126	• Complete the exercise 3.	
		134.	Review 3	Page# 127	• Complete the exercise 4 & 5	
		135.	Review 3	Page# 127	• Complete the exercise 6.	


Note: This breakup is provided for your daily planning. Daily lesson planning is the responsibility of the concerned teacher.



13/15 28/30

Daily Break-Up

This is our new teaching week.



English		Class-1 40 min		TERM INFORMATION		I	Apr-Sep	15 weeks	1 to 16	75 periods
5 periods p/w 150 p/a						II	Oct-Mar	15 weeks	16 to 30	75 periods
MONTH	WEEK	PN	Lesson# 13, Honey Bear							
		[150]	TOPIC/CONTENT & PAGE NUMBER				WORKBOOK / ACTIVITY CONTENTS			
		136.	Review 3	Page# 127	• Complete the exercise 7.					
		137.	Review 3	Page# 127	• Complete the exercise 8.					
		138.	Review 3	Page# 127	• Complete the exercise 9.					
		139.	Words/Meanings	Page# 128	• Learn and write 7 words meanings.					
		140.	Words/Meanings	Page# 128	• Learn and write 7 words meanings.					


Note: This breakup is provided for your daily planning. Daily lesson planning is the responsibility of the concerned teacher.



14/15 29/30

Daily Break-Up

This is our new teaching week.



English		Class-1 40 min		TERM INFORMATION		I	Apr-Sep	15 weeks	1 to 15	75 periods	
5 periods p/w 150 p/a						II	Oct-Mar	15 weeks	16 to 30	75 periods	
MONTH	WEEK	PN	Lesson# 13, Honey Bear (Step by Step English Grammar)								
		[150]	Lesson# 9, 10, Verbs, Singular/Plurals				TOPIC/CONTENT & PAGE NUMBER				
							WORKBOOK / ACTIVITY CONTENTS				
		141.	Words/Meanings	Page# 128	• Learn and write 7 words meanings.						
		142.	Words/Meanings	Page# 128	• Learn and write 7 words meanings.						
		143.	Verbs	Page# 27-28	• Do exercises.						
		144.	Verbs	Page# 29-30	• Do exercises.						
		145.	Singular/Plurals	Page# 31-32	• Do exercises.						


Note: This breakup is provided for your daily planning. Daily lesson planning is the responsibility of the concerned teacher.



15/15 30/30

Daily Break-Up

This is our new teaching week.



English Class-1 40 min 5 periods p/w 150 p/a		TERM INFORMATION				
		I	Apr-Sep	15 weeks	1 to 15	75 periods
		II	Oct-Mar	157 weeks	16 to 30	75 periods
MONTH	WEEK	PN [150]	(Step by Step English Grammar) Lesson# 17, 18, Preposition, Composition			
			TOPIC/CONTENT & PAGE NUMBER		WORKBOOK / ACTIVITY CONTENTS	
		146.	Preposition	Page# 48-50	● Do exercises.	
		147.	Composition	Page# 51	● Essay writing	
		148.	Composition	Page# 52	● Applications.	
		149.	Composition	Page# 53	● Picture Description.	
		150.	Composition	Page# 54	● Comprehension passage.	

Note: This breakup is provided for your daily planning. Daily lesson planning is the responsibility of the concerned teacher.