

Syllabus Breakdown Computer Grade 1

AIR FOUNDATION SCHOOL SYSTEM
ISLAMABAD/PAKISTAN



Teaching weeks per annum

For the regions where academic session begins in **April**

FIRST TERM: APRIL – SEPTEMBER

Expected Teaching Weeks

April	Teaching Week 1	Teaching Week 2	Teaching Week 3	Teaching Week 4
May	Teaching Week 5	Teaching Week 6	Teaching Week 7	First Midterm Examination
June	<i>Summer Vacation</i>	<i>Summer Vacation</i>	<i>Summer Vacation</i>	<i>Summer Vacation</i>
July	<i>Summer Vacation</i>	<i>Summer Vacation</i>	<i>Summer Vacation</i>	<i>Summer Vacation</i>
August	Teaching Week 8	Teaching Week 9	Teaching Week 10	Teaching Week 11
September	Teaching Week 12	Teaching Week 13	1st Term Examination	1st Term Examination

SECOND TERM: OCTOBER – MARCH

Expected Teaching Weeks

October	Teaching Week 14	Teaching Week 15	Teaching Week 16	Teaching Week 17
November	Teaching Week 18	Teaching Week 19	Teaching Week 20	Teaching Week 21
December	Teaching Week 22	Second Midterm Examination	<i>Winter Vacation</i>	<i>Winter Vacation</i>
January	Teaching Week 23	Teaching Week 24	Teaching Week 25	Teaching Week 26
February	Teaching Week 27	Teaching Week 28	Teaching Week 29	Teaching Week 30
March	<i>Revision Work</i>	Annual Examination	Annual Examination	<i>PTM & Annual Day</i>



Teaching weeks per annum

For the regions where academic session begins in **August**

FIRST TERM: AUGUST – DECEMBER

Expected Teaching Weeks

August	Teaching Week 1	Teaching Week 2	Teaching Week 3	Teaching Week 4
September	Teaching Week 5	Teaching Week 6	Teaching Week 7	First Midterm Examination
October	Teaching Week 8	Teaching Week 9	Teaching Week 10	Teaching Week 11
November	Teaching Week 12	Teaching Week 13	Teaching Week 14	Teaching Week 15
December	Midterm Examination	Midterm Examination	<i>Winter Vacation</i>	<i>Winter Vacation</i>

SECOND TERM: OCTOBER – MARCH

Expected Teaching Weeks

January	Teaching Week 16	Teaching Week 17	Teaching Week 18	Teaching Week 19
February	Teaching Week 20	Teaching Week 21	Teaching Week 22	Second Midterm Exam
March	Teaching Week 23	Teaching Week 24	Teaching Week 25	Teaching Week 26
April	Teaching Week 27	Teaching Week 28	Teaching Week 29	Teaching Week 30
May	<i>Revision Work</i>	Annual Examination	Annual Examination	<i>PTM & Annual Day</i>



Allocation of periods

Subjects and period distribution for preparing timetable, syllabus breakdown, lesson plans etc.

SN	SUBJECT	JUNIOR			PRIMARY		SECONDARY			EACH SUBJECT PER ANNUM
		GRADE - 1	GRADE - 2	GRADE - 3	GRADE - 4	GRADE - 5	GRADE - 6	GRADE - 7	GRADE - 8	
1	English Language	5	5	5	5	5	5	5	5	150
2	Urdu Language	5	5	5	5	5	5	5	5	
3	Mathematics	5	5	5	5	5	5	5	5	
4	Science	-	-	-	5	5	5	5	5	
5	General Knowledge	5	5	5	-	-	-	-	-	
6	Sindhi Language ¹	4	4	4	4	4	4	4	4	120
7	Social Studies	-	-	-	4	4	-	-	-	
8	Islamiyat	4	4	4	4	4	4	4	4	
9	Nazra-e-Quran ²	4	4	4	4	4	4	4	4	
10	Geography	-	-	-	-	-	3	3	3	90
11	Computer Science	3 SRM ³	3 SRM	3 SRM	3 SRM	3 SRM	3	3	3	
12	Life Skills	3 SRM	3 SRM	3 SRM	-	-	-	-	-	
13	Artwork	3 SRM	3 SRM	3 SRM	-	-	-	-	-	
14	History	-	-	-	-	-	2	2	2	60
15	Life Skills & Art	-	-	-	2 SRM	2 SRM	-	-	-	
		-	-	-	-	-	1 SRM	1 SRM	1 SRM	30
PERIODS PER WEEK		37	37	37	37	37	37	37	37	

¹ In Sindh Region only

² In all regions except Sindh

³ SRM: (Supplementary Reading Material)

**FIRST TERM | UNITS OR CHAPTERS DISTRIBUTION WITHIN 15 STUDY WEEKS OF THIS TERM.**

Study Week 1 [1/15 1/30] Unit #1, Natural and Man-Made things Page# 3-4	Study Week 2 [2/15 2/30] Unit#1 ,What are Machines? Page # 4- 6	Study Week 3 [3/15 3/30] Unit#1 Computer –A wonderful machine Page # 7- 9	Study Week 4[4/15 4/30] Unit#2 Uses of the computer Page# 4-10
Study Week 5 [5/15 5/30] Unit#02, Uses of Computer page # 11-13	Study Week 6[6/15 6/30] Unit#02, Uses of Computer page # 13-15	Study Week 7 [7/15 7/30] Unit#02, Uses of Computer page # 12-16	Study Week 8[8/15 8/30] Unit#03 Parts of a Computer page # 17
Study Week 8[8/15 8/30] Unit#03 Parts of a computer page # 17	Study Week 9[9/15 9/30] Unit#03 Parts of a computer page # 18	Study Week 10(10/15 10/30) Unit#03 Parts of a computer page # 19	Study Week 11[11/15 11/30] Unit#03Parts of a Computer page # 20
Study Week 12(12/15 12/30) Unit#03 Parts of a computer page # 20-22	Study week (13/15 13/30) Unit#03 Parts of a computer page # 23	Study Week 14[14/15 14/30] Unit#04 The Keyboard Page# 24-25	Study Week 15[15/15 15/30] Unit#04 The Keyboard Page# 26-27

**SECOND TERM / Final Term | UNITS OR CHAPTER DISTRIBUTION WITHIN 15 WEEKS OF THIS TERM.**


Study Week [1/15 16/30] Unit#04 The Keyboard Page# 27-28	Study Week [2/15 17/30] Unit#04 The Keyboard Page# 29-30	Study Week [3/15 18/30] Unit#04 The Keyboard Unit#05 Fun with The Mouse Page# 31-33	Study Week [4/15 19/30] Unit#05 Fun with TheMouse Page# 33-35
Study Week [5/15 20/30] Unit#05 Fun with The Mouse Page# 35-36	Study Week [6/15 21/30] Unit#05 Fun with The Mouse Page# 36-38	Study Week [7/15 22/30] Unit#05, Fun with The Mouse Unit#06, Paint Page# 36-41	Study Week [8/15 23/30] Unit#06, Paint Page# 41-43
Study Week[9/15 24/30] Unit#06, Paint Page# 44-46	Study Week [10/15 25/30] Unit#06, Paint Page# 47	Study Week [11/15 26/30] Unit#06, Paint Page# 48-49	Study Week [12/15 27/30] Unit# 07 , More About Computer Page# 50-53
Study Week [13/15 28/30] Unit# 07 , More About Computer Page# 53-54	Study Week [14/15 29/30] Unit# 07 , More About Computer Page# 54-55	Study Week [15/15 30/30] Test Paper 2 Page#56-57	



1 /30

Daily Break-Up

This is our new teaching week.



Computer Class-I 40 min		TERM INFORMATION		I Apr-Sep 15 weeks	1 to 15	45 periods
3 periods p/w 90 p/a				II Oct-Mar 15 weeks	16 to 30	45 periods
MONTH	WEEK	PN	Unit#01 What is a computer?			
	Week 1	[90]	TOPIC CONTENT & PAGE NUMBER		WORKBOOK OR ACTIVITY CONTENTS	
		1.	Natural and Man-Made Things	Page# 3-4	<ul style="list-style-type: none"> Give the concept of man-made and natural things. 	
		2.	Natural and Man-Made Things	Page# 3-4	<ul style="list-style-type: none"> Kids love to play outside and explore nature. Teacher will show the students natural objects outside the classroom. 	
		3.	Natural and Man-Made Things	Page# 3-4	<ul style="list-style-type: none"> Teacher will tell and ask the students about the man-made resources around us. What are the different uses of man-made and natural things? 	


Note: This syllabus breakup is provided for your daily planning. Daily lesson planning is the responsibility of the concerned teacher.



2 /30

Daily Break-Up

This is our new teaching week.



Computer Class-1 40 min 3 periods p/w 90 p/a		TERM INFORMATION		I	Apr-Sep	15 weeks	1 to 15	45 periods
				II	Oct-Mar	15 weeks	16 to 30	45 periods
MONTH	WEEK 2	PN	Unit#01 What is a computer?					
	Week 2	[90]	TOPIC CONTENT & PAGE NUMBER			WORKBOOK OR ACTIVITY CONTENTS		
		4.	What are Machines?	Page # 4-5		<ul style="list-style-type: none"> Ask students about what they know about machines. Teacher will tell the students about the most commonly machines used around us. What are the uses of the machines at home. 		
		5.	What are Machines?	Page # 5		Check your Progress: <ul style="list-style-type: none"> Colour the clouds blue for the machines which do not need electricity for work 		
		6.	What are Machines?	Page # 6		Check your Progress: <ul style="list-style-type: none"> Rose has made these picture cards . Tick those which are machines. 		


Note: This syllabus breakup is provided for your daily planning. Daily lesson planning is the responsibility of the concerned teacher.



3 /30

Daily Break-Up

This is our new teaching week.



Computer		Class-I 40 min		TERM INFORMATION		I Apr-Sep 15 weeks		1 to 15		45 periods		
3 periods p/w 9045 p/a				II Oct-Mar 15 weeks				16 to 30		45 periods		
MONTH	WEEK	PN	Unit#01 What is a computer?									
	Week 3	[90]	TOPIC CONTENT & PAGE NUMBER					WORKBOOK OR ACTIVITY CONTENTS				
		7.	Computer –A wonderful machine		Page # 7	Teacher will ask students, what are the uses of a computer? Check your Progress: <ul style="list-style-type: none"> How many of these machines do you see inside the house? How many of them do you see outside the house? 						
		8.	Computer –A wonderful machine		Page # 8	Test yourself : <ul style="list-style-type: none"> Fill in the blanks Home work: <ul style="list-style-type: none"> Tick the correct statement Page no. 9						
		9.	Computer –A wonderful machine		Page # 9	Test yourself: <ul style="list-style-type: none"> Answer the following questions 						


Note: This breakup is provided for your daily planning. Daily lesson planning is the responsibility of the concerned teacher.



4 /30

Daily Break-Up

This is our new teaching week.



Computer Class-I 40 min 3 periods p/w 90 p/a		TERM INFORMATION		I	Apr-Sep	15 weeks	1 to 15	45 periods	
				II	Oct-Mar	15 weeks	16 to 30	45 periods	
WEEK	PN	Unit#02, Uses of Computer							
Week 4	[90]	TOPIC CONTENT & PAGE NUMBER				WORKBOOK OR ACTIVITY CONTENTS			
	10.	Computer –A wonderful machine	Page # 10	Test yourself: <ul style="list-style-type: none"> Find names of the machines given in the box, which are hidden in the word search Home Work. <ul style="list-style-type: none"> Collect pictures of eight types of machine. Paste these pictures on the flip chart and mention their names. Display your project in the classroom 					
	11.	Computer –A wonderful machine	Page # 4,5and6	Revision Task : <ul style="list-style-type: none"> Reading page no. 4,5 and 6 					
	12.	Computer –A wonderful machine	Page # 7,8 and 9	Revision Task : <ul style="list-style-type: none"> Reading page no. 7,8 and 9 					


Note: This breakup is provided for your daily planning. Daily lesson planning is the responsibility of the concerned teacher.



5/30

Daily Break-Up

This is our new teaching week.



Computer Class-I 40 min 3 periods p/w 90 p/a		TERM INFORMATION				
		I	Apr-Sep	15 weeks	1 to 15	45 periods
		II	Oct-Mar	15 weeks	16 to 30	45 periods
MONTH	WEEK	PN	Unit#02 Uses of the computers?			
	Week 5	[90]	TOPIC CONTENT & PAGE NUMBER		WORKBOOK OR ACTIVITY CONTENTS	
		13.	Uses of the computer	Page#11-12	Reading <ul style="list-style-type: none"> Read Page no. 11 and 12 Ask students what is the use of computer? 	
		14.	Internet	Page#11	<ul style="list-style-type: none"> Tell the students about what is internet? What is the difference between electronic mail and email? 	
		15.	Uses of the computer	Page#13	Check your progress: <ul style="list-style-type: none"> What can you do on computer? Tick and cross statements. 	

Note: This breakup is provided for your daily planning. Daily lesson planning is the responsibility of the concerned teacher.



6/15 6/30

Daily Break-Up

This is our new teaching week.

Computer		Class-I 40 min		TERM INFORMATION				
3 periods p/w 90 p/a				I	Apr-Oct	15 weeks	1 to 15	45 periods
				II	Nov-Mar	15 weeks	16 to 30	45 periods
MONTH	WEEK	PN	Unit#02 Uses of the computers					
	Week 6	[90]	TOPIC CONTENT & PAGE NUMBER			WORKBOOK OR ACTIVITY CONTENTS		
		16.	Uses of computer in different places Page# 13			<ul style="list-style-type: none"> • Reading • Explanation • What is the use of the computer at school and home? 		
		17.	Uses of the computer		Page#14-15	Test yourself <ul style="list-style-type: none"> • Match the column Home work: <ul style="list-style-type: none"> • Fill in the blanks Page #15		
		18.	Uses of the computer		Page# 15	Test yourself <ul style="list-style-type: none"> • Look at the pictures and complete the words where computers are being used. 		


Note: This breakup is provided for your daily planning. Daily lesson planning is the responsibility of the concerned teacher.



7/15 7 /30

Daily Break-Up

This is our new teaching week.



Computer Class-I 40 min		TERM INFORMATION		I	Apr-Sep	15 weeks	1 to 15	45 periods
3 periods p/w 90 p/a				II	Oct-Mar	15 weeks	16 to 30	45 periods
MONTH	WEEK	PN	Unit#02 Uses of the computers					
	Week 7	[90]	TOPIC CONTENT & PAGE NUMBER			WORKBOOK OR ACTIVITY CONTENTS		
		19.	Uses of the computer		Page#16	Test yourself <ul style="list-style-type: none"> Mark wants to play game on the computer. Take mark to his computer by picking up the correct letters on the way. Homework : <ul style="list-style-type: none"> Circle the incorrect pictures 		
		20.	Uses of the computer		Page#16	Activity: <ul style="list-style-type: none"> Collect pictures from the old newspaper and magazines of different places where computers are used. Paste them on the chart paper and display it in the classroom. 		
		21.	Uses of the computer		page #12-16	Reading: <ul style="list-style-type: none"> Revise the whole Chapter 		


Note: This breakup is provided for your daily planning. Daily lesson planning is the responsibility of the concerned teacher.



8 /15 8 /30

Daily Break-Up

This is our new teaching week.



Computer Class-I 40 min		TERM INFORMATION		I Apr-Sep 15 weeks 1 to 15 45 periods
3 periods p/w 90 p/a				II Oct-Mar 15 weeks 16 to 30 45 periods
MONTH	WEEK	PN	Unit#03 Parts of a computer	
	Week 8	[90]	TOPIC CONTENT & PAGE NUMBER	WORKBOOK OR ACTIVITY CONTENTS
		22.	Parts of a computer Page # 17	Reading : <ul style="list-style-type: none"> • Students will read page no.17 • Teacher will explain the students what are the components/parts of a computer?
		23.	Parts of a computer Page # 17	Activity: <ul style="list-style-type: none"> • Teacher will take the students to the Computer Lab and will the show the students' different parts of the computer
		24.	Parts of a computer Page # 17	Revision : Topic :Parts of the computer <ul style="list-style-type: none"> • Ask students, the names of different parts of the computer.

Note: This breakup is provided for your daily planning. Daily lesson planning is the responsibility of the concerned teacher.



9/15 9 /30

Daily Break-Up

This is our new teaching week.

Computers Class-I 40 min		TERM INFORMATION				
3 periods p/w 90 p/a		I	Apr-Sep	15 weeks	1 to 15	45 periods
		II	Oct-Mar	15 weeks	16 to 30	45 periods
WEEK	PN	Unit#03 Parts of a computer				
Week 9	[90]	TOPIC CONTENT & PAGE NUMBER			WORKBOOK OR ACTIVITY CONTENTS	
	25.	Parts of a computer	Page # 18	<ul style="list-style-type: none"> Teacher will explain the students about " Monitor". 		
	26.	Parts of a computer	Page # 18	<ul style="list-style-type: none"> Teacher will explain the students about " CPU". 		
	27.	Parts of a computer	Page # 18	Activity: <ul style="list-style-type: none"> Teacher will take students to the ICT Lab and will show them CPU and Monitor and how they work. 		

Note: This breakup is provided for your daily planning. Daily lesson planning is the responsibility of the concerned teacher.



10/15 10/30

Daily Break-Up

This is our new teaching week.

Computers Class-I 40 min		TERM INFORMATION		I Apr-Sep	15 weeks	1 to 15	45 periods
3 periods p/w 90 p/a				II Oct-Mar	15 weeks	16 to 30	45 periods
MONTH	WEEK	PN	Unit#03 Parts of a computer				
	Week 10	[90]	TOPIC CONTENT & PAGE NUMBER			WORKBOOK OR ACTIVITY CONTENTS	
		28.	Parts of a computer	Page # 19	Reading: Students will read and Teacher will explain the students about " Keyboard".		
		29.	Parts of a computer	Page # 19	Teacher will explain the students about " Mouse" Check Your Progress: Look at the pictures given below. Circle those ones, which are parts of a computer.		
		30.	Parts of a computer	Page # 19	. Activity: Teacher will take students to the ICT Lab and will show them Keyboard and Mouse and how they work		

Note: This breakup is provided for your daily planning. Daily lesson planning is the responsibility of the concerned teacher.



11/15 11/30

Daily Break-Up

This is our new teaching week.

Computers Class-I 40 min		TERM INFORMATION		I Apr-Sep	15 weeks	1 to 15	45 periods
3 periods p/w 90 p/a				II Oct-Mar	15 weeks	16 to 30	45 periods
MONTH	WEEK	PN	Unit#03 Parts of a computer				
	Week 11	[90]	TOPIC CONTENT & PAGE NUMBER		WORKBOOK OR ACTIVITY CONTENTS		
		31.	Parts of a computer	Page # 20	Teacher will explain the students about " Printer" and Speaker.		
		32.	Parts of a computer	Page # 20	Teacher will explain the Computer manners and Let us Recall		
		33.	Parts of a computer	Page # 20	Activity: Teacher will take students to the ICT Lab and will show them Printer and Speakers and how they work.		


Note: This breakup is provided for your daily planning. Daily lesson planning is the responsibility of the concerned teacher.



12/13 12/30

Daily Break-Up

This is our new teaching week.



Islamiat		Class-I 40 min	TERM INFORMATION		I Apr-Sep 15 weeks	1 to 15	45 periods
3 periods p/w 90 p/a					II Oct-Mar 15 weeks	16 to 30	45 periods
MONTH	WEEK	PN	Unit # 03 Parts of a computer				
	Week 12	[90]	TOPIC CONTENT & PAGE NUMBER			WORKBOOK OR ACTIVITY CONTENTS	
		34.	Keywords	page# 20-21		Explain keywords and students will learn keywords.	
		35.	Parts of a computer	Page # 21		Test yourself: Colour the box that has the correct answer. Write the names of different parts of the computer.	
		36.	Parts of a computer	Page # 22		Fill in the blanks Homework: Guess my name Page no.22	


Note: This breakup is provided for your daily planning. Daily lesson planning is the responsibility of the concerned teacher.



13/15 13/30

Daily Break-Up

This is our new teaching week.



Computers Class-I 40 min		TERM INFORMATION		I Apr-Sep	15 weeks	1 to 15	45 periods
3 periods p/w 90 p/a				II Oct-Mar	16 weeks	16 to 30	45 periods
MONTH	WEEK	PN	Unit#03 Parts of a computer				
	Week 13	[90]	TOPIC CONTENT & PAGE NUMBER		WORKBOOK OR ACTIVITY CONTENTS		
		37.	Parts of a computer	Page # 23	Answer the following questions Homework: Write the first letter of each picture to get the names of different parts of the computer. Solve G parts.		
		38.	Parts of a computer	Page # 23	Activity: <ul style="list-style-type: none"> Take the students to the ICT Lab and discuss and show them different parts of computer. 		
		39.	Parts of a computer	Page # 23	Project Work:		


Note: This breakup is provided for your daily planning. Daily lesson planning is the responsibility of the concerned teacher.



14/15 14/30

Daily Break-Up

This is our new teaching week.



Computers Class-I 40 min 3 periods p/w 90 p/a		TERM INFORMATION				
		I	Apr-Sep	15 weeks	1 to 15	45 periods
		II	Oct-Mar	15 weeks	16 to 30	45 periods
MONTH	WEEK	PN	Unit#04 The Keyboard			
	Week 14	[90]	TOPIC CONTENT & PAGE NUMBER			WORKBOOK OR ACTIVITY CONTENTS
		40.	The Keyboard	Page # 24	Reading of Topic Keyboard. Why do we use a keyboard?	
		41.	The Keys on the Keyboard	Page # 25	<ul style="list-style-type: none"> Students will know about alphabet and number keys on keyboard and learn about their function. 	
		42.	The Keys on the Keyboard	Page # 25	Activity: Take the students to the ICT Lab and show them alphabet keys and number keys on the key board and also tell the function of these keys. H:W: Check Your progress	


Note: This breakup is provided for your daily planning. Daily lesson planning is the responsibility of the concerned teacher.



15/15 15/30

Daily Break-Up

This is our new teaching week.



Computers Class-I 40 min		TERM INFORMATION			
3 periods p/w 90 p/a		I	Apr-Oct	15 weeks	1 to 15
		II	Nov-Mar	15 weeks	16 to 30
MONTH	WEEK	PN	Unit#04 The Keyboard		
	Week 15	[90]	TOPIC CONTENT & PAGE NUMBER		WORKBOOK OR ACTIVITY CONTENTS
		43.	The Keyboard	Page # 26	Check your progress: Colour the keys which help you type your birth date and month. Check your progress: Colour your house number in pink.
		44.	The Keyboard	Page # 26	What is the difference between Space Bar and Enter Key?
		45.	The Keyboard	Page # 27	What is the difference between Back/space, Delete and Cursor Control Keys. Activity: Go to lab for Practical work.

Note: This breakup is provided for your daily planning. Daily lesson planning is the responsibility of the concerned teacher.



2nd Term/Final Term

1/15 16/30

Daily Break-Up

This is our new teaching week.

Computers Class-I 40 min		TERM INFORMATION				45 periods	
3 periods p/w 9045 p/a		I	Apr-Sep	15 weeks	1 to 15		
		II	Oct-Mar	15 weeks	16 to 30	45 periods	
MONTH	WEEK	PN	Unit#04 The Keyboard				
	Week 16	[90]	TOPIC CONTENT & PAGE NUMBER			WORKBOOK OR ACTIVITY CONTENTS	
		46.	The Keyboard	Page # 27	<ul style="list-style-type: none"> •Computers Manners: Tell the Computer manners to students. •Let us Recall the Key points: 		
		47.	The Keyboard	Page # 27	<ul style="list-style-type: none"> •Let us Recall the Key points. 		
		48.	The Keyboard	Page # 28	Learn the Keywords. Test yourself: Solve the exercises A and B. H:W: Exercise C & D for home work.		


Note: This breakup is provided for your daily planning. Daily lesson planning is the responsibility of the concerned teacher.



2/15 17/30

Daily Break-Up

This is our new teaching week.



Computers Class-I 40 min		TERM INFORMATION		I Apr-Sep 15 weeks	1 to 15	45 periods
3 periods p/w 90 p/a				II Oct-Mar 15 weeks	16 to 30	45 periods
MONTH	WEEK	PN	Unit#04 The Keyboard			
	Week 17	[90]	TOPIC CONTENT & PAGE NUMBER		WORKBOOK OR ACTIVITY CONTENTS	
		49.	Test Yourself	Page # 29-30	<ul style="list-style-type: none"> • Exercise E. Answer the given questions. H: W: Do activity of exercise F. 	
		50.	Go To The Lab	Page # 30	<ul style="list-style-type: none"> • Do practical 1. 	
		51.	Go To The Lab	Page # 30	<ul style="list-style-type: none"> • Do practical 2. H: W: Complete project work. 	

Note: This breakup is provided for your daily planning. Daily lesson planning is the responsibility of the concerned teacher.



3/15 18/30

Daily Break-Up

This is our new teaching week.

Computers Class-I 40 min 3 periods p/w 90 p/a			TERM INFORMATION	I Apr-Sep 15 weeks	1 to 15	45 periods
				II Oct-Mar 15 weeks	16 to 30	45 periods
MONTH	WEEK	PN	Unit#04 The Keyboard Unit#05 Fun with The Mouse			
	Week 18	[90]	TOPIC CONTENT & PAGE NUMBER			WORKBOOK OR ACTIVITY CONTENTS
		52.	Test paper 1	Page # 31	• Complete the test paper 1.	
		53.	Fun with the Mouse	Page# 32-33	Reading: Students will read the whole page	
		54.	Types of Mouse b	Page# 33	Explain the different parts of a mouse.	


Note: This breakup is provided for your daily planning. Daily lesson planning is the responsibility of the concerned teacher.



4/15 19/30

Daily Break-Up

This is our new teaching week.



Computers Class-I 40 min 3 periods p/w 90 p/a		TERM INFORMATION		I Apr-Sep	15 weeks	1 to 15	45 periods
				II Oct-Mar	15 weeks	16 to 30	45 periods
MONTH	WEEK	PN	Unit#05 Fun with The Mouse				
	Week 19	[90]	TOPIC CONTENT & PAGE NUMBER			WORKBOOK OR ACTIVITY CONTENTS	
		55.	Types of Mouse	Page # 33	<ul style="list-style-type: none"> What is the difference between a two buttoned mouse , three buttoned mouse and Scroll Mouse. Activity: Teacher will take students to the ICT Lab and will show them Mouse. How does a mouse work? What are the different types of a computer?		
		56.	How to Hold the Mouse	Page # 34	Reading & Explanation. How to hold a mouse?		
		57.	How to Hold the Mouse	Page # 34-35	Reading & Explanation. How to hold a mouse? Check your progress: Fill in the blanks		


Note: This breakup is provided for your daily planning. Daily lesson planning is the responsibility of the concerned teacher.



5/15 20/30

Daily Break-Up

This is our new teaching week.



Computers Class-I 40 min 3 periods p/w 90 p/a			TERM INFORMATION		I Apr-Sep 15 weeks 1 to 15 45 periods
					II Oct-Mar 15 weeks 16 to 30 45 periods
MONTH	WEEK	PN	Unit#05 Fun with The Mouse		
	Week 20	[90]	TOPIC CONTENT & PAGE NUMBER		WORKBOOK OR ACTIVITY CONTENTS
		58.	Different Mouse Actions	Page # 35	Reading & Explanation. What are the different actions of a mouse?
		59.	Different Mouse Actions	Page # 35	Reading & Explanation. What is meant by single click and double click
		60.	Different Mouse Actions	Page # 36	Reading & Explanation. What is drag and crop? Activity: Take the students to the ICT Lab and show them different actions of computer.


Note: This breakup is provided for your daily planning. Daily lesson planning is the responsibility of the concerned teacher.



6/15 21/30

Daily Break-Up

This is our new teaching week.



Computers Class-I 40 min		TERM INFORMATION		I Apr-Sep 15 weeks 1 to 15 45 periods
3 periods p/w 90 p/a				II Oct-Mar 15 weeks 16 to 30 45 periods
MONTH	WEEK	PN	Unit#05 Fun with The Mouse	
	Week 21	[90]	TOPIC CONTENT & PAGE NUMBER	WORKBOOK OR ACTIVITY CONTENTS
		61.	Let Us Recall and Keywords Page # 36	● Recall the key points and learn the key words.
		62.	Test Yourself Page # 36-37	● Do exercises from A till C.
		63.	Test Yourself Page # 37-38	● Complete exercise D. H:W: Do exercises E & F.


Note: This breakup is provided for your daily planning. Daily lesson planning is the responsibility of the concerned teacher.



7/15 22/30

Daily Break-Up

This is our new teaching week.



Computers Class-I 40 min		TERM INFORMATION		I	Apr-Sep	15 weeks	1 to 15	45 periods
3 periods p/w 90 p/a				II	Oct-Mar	15 weeks	16 to 30	45 periods
MONTH	WEEK	PN	Unit#05, Fun with The Mouse		Unit#06, Paint			
	Week 22	[90]	TOPIC CONTENT & PAGE NUMBER			WORKBOOK OR ACTIVITY CONTENTS		
		64.	Test Yourself	Page # 36	<ul style="list-style-type: none"> • Complete exercise G. Find the given words hidden in this words search. 			
		65.	Go To Lab	Page # 39	<ul style="list-style-type: none"> • Go to the computer lab and do the given activities. 			
		66.	Paint	Page# 40-41	Reading : Read the whole page Teacher will take the students to the ICT Lab and tell them: What are the basic steps to start Paint?			


Note: This breakup is provided for your daily planning. Daily lesson planning is the responsibility of the concerned teacher.



8/15 23/30

Daily Break-Up

This is our new teaching week.



Computers Class-I 40 min 3 periods p/w 90 p/a		TERM INFORMATION		I Apr-Sep	15 weeks	1 to 15	45 periods
				II Oct-Mar	15 weeks	16 to 30	45 periods
MONTH	WEEK	PN	Unit#06, Paint				
	Week 23	[90]	TOPIC CONTENT & PAGE NUMBER		WORKBOOK OR ACTIVITY CONTENTS		
		67.	The Paint Window	Page # 41	<ul style="list-style-type: none"> Teacher will take the students to the ICT Lab and tell them: What is a title bar? What is menu bar? What is toolbox? What is drawing area? What are scroll bars? What is status bar? 		
		68.	The Paint Window	Page# 42-43	<ul style="list-style-type: none"> Teacher will take the students to the ICT Lab and tell them about different tools: Pencil, Eraser, Colour , Colour Picker, Brushes, Oval Curve, Rounded rectangle, Polygon ,Text,Line H:W: ●Check your Progress. 		
		69.	Drawing Lines	Page# 43	<ul style="list-style-type: none"> Teacher will take the students to the ICT Lab and tell them: What are drawing lines? What are the steps to draw lines? 		


Note: This breakup is provided for your daily planning. Daily lesson planning is the responsibility of the concerned teacher.



9/15 24/30

Daily Break-Up

This is our new teaching week.



Computers Class-I 40 min 3 periods p/w 90 p/a		TERM INFORMATION		I Apr-Sep 15 weeks	1 to 15	45 periods
				II Oct-Mar 15 weeks	16 to 30	45 periods
MONTH	WEEK	PN	Unit#06, Paint			
	Week 24	[90]	TOPIC CONTENT & PAGE NUMBER		WORKBOOK OR ACTIVITY CONTENTS	
		70.	Drawing Shapes	Page# 44	Teacher will take the students to the ICT Lab and tell them: What are the different shapes in Paint? How do they work?	
		71.	Filling your Drawing with Colour Tool Page#45		Teacher will take the students to the ICT Lab and tell them: How to fill the colour in an object.	
		72.	Brush Tool	Page # 45-46	What is a brush tool? What are the steps to use a brush tool?	

Note: This breakup is provided for your daily planning. Daily lesson planning is the responsibility of the concerned teacher.



10/15 25/30

Daily Break-Up

This is our new teaching week.



Computers Class-I 40 min 3 periods p/w 90 p/a		TERM INFORMATION		I Apr-Sep 15 weeks	1 to 15	45 periods
				II Oct-Mar 15 weeks	16 to 30	45 periods
MONTH	WEEK	PN	Unit#06, Paint			
	Week 25	[90]	TOPIC CONTENT & PAGE NUMBER		WORKBOOK OR ACTIVITY CONTENTS	
		73.	Paint	Page# 47	Let Us Recall.	
		74.	Paint	Page# 47	Test yourself: A. Match the tools with their uses B. Fill in the blanks with the correct words. C. Circle the tools used for	
		75.	Paint	Page# 47	Complete the exercise D.	


Note: This breakup is provided for your daily planning. Daily lesson planning is the responsibility of the concerned teacher.



11/15 26/30

Daily Break-Up

This is our new teaching week.



Computers Class-I 40 min		TERM INFORMATION		I Apr-Sep 15 weeks	1 to 15	45 periods
3 periods p/w 90 p/a				II Oct-Mar 15 weeks	16 to 30	45 periods
MONTH	WEEK	PN	Unit#06, Paint			
	Week 26	[90]	TOPIC CONTENT & PAGE NUMBER		WORKBOOK OR ACTIVITY CONTENTS	
		76.	Go To Lab	Page# 48	Activity : Go ICT Lab open paint and draw and colour the following pictures as given in the question.	
		77.	Go To Lab	Page# 49	Activity : Go ICT Lab open paint and draw and colour the following pictures as given in the question.	
		78.	Go To Lab	Page# 49	Project work: Create a garden scene or a market scene in Paint using different our tools. Take a printout of this with the help of your teacher. Paste it in your notebook.	

Note: This breakup is provided for your daily planning. Daily lesson planning is the responsibility of the concerned teacher.



12/15 27 /30

Daily Break-Up

This is our new teaching week.

Computers Class-I 40 min 3 periods p/w 90 p/a		TERM INFORMATION		I Apr-Sep 15 weeks	1 to 15	45 periods
				II Oct-Mar 15 weeks	16 to 30	45 periods
MONTH	WEEK	PN	Did You Know Unit# 07 , More About Computer			
	Week 27	[90]	TOPIC CONTENT & PAGE NUMBER		WORKBOOK OR ACTIVITY CONTENTS	
		79.	Did You Know	Page# 50	Share the facts with the students.	
		80.	Did You Know	Page# 51	Share the facts with the students.	
		81.	More About Computers	Page # 52 -53	How to work with windows?	


Note: This breakup is provided for your daily planning. Daily lesson planning is the responsibility of the concerned teacher.



13/15 28/30

Daily Break-Up

This is our new teaching week.



Computers Class-I 40 min		TERM INFORMATION		I Apr-Sep 15 weeks 1 to 15 45 periods
3 periods p/w 90 p/a				II Oct-Mar 15 weeks 16 to 30 45 periods
MONTH	WEEK	PN	Unit# 07 , More About Computer	
	Week 28	[90]	TOPIC CONTENT & PAGE NUMBER	WORKBOOK OR ACTIVITY CONTENTS
		82.	More About Computers Page # 53	What is a Desktop What is an Icon?
		83.	More About Computers Page # 54	What is Wallpaper? What is a Taskbar?
		84.	More About Computers Page # 54	Let Us Recall and learn Key words.


Note: This breakup is provided for your daily planning. Daily lesson planning is the responsibility of the concerned teacher.



14/15 29/30

Daily Break-Up

This is our new teaching week.



Computers Class-I 40 min		TERM INFORMATION		I Apr-Sep 15 weeks 1 to 15 15 periods
3 periods p/w 90 p/a				II Oct-Mar 15 weeks 16 to 30 15 periods
MONTH	WEEK	PN	Unit# 07 , More About Computer	
	Week 29	[90]	TOPIC CONTENT & PAGE NUMBER	WORKBOOK OR ACTIVITY CONTENTS
		85.	More About Computers Page # 54-55	Test yourself: Complete Exercise A and B.
		86.	More About Computers Page # 55	Test yourself: Answer the following questions
		87.	Go To Lab Page # 55	Activity : Go ICT Lab and look at the screen of computer. Write the names of any four icons that you see.


Note: This breakup is provided for your daily planning. Daily lesson planning is the responsibility of the concerned teacher.



15/15 30/30

Daily Break-Up

This is our new teaching week.



Computers Class-I 40 min		TERM INFORMATION				
3 periods p/w 90 p/a		I	Apr-Sep	15 weeks	1 to 15	45 periods
		II	Oct-Mar	15 weeks	16 to 30	45 periods
MONTH	WEEK	PN	Test Paper 2			
	Week 30	[90]	TOPIC CONTENT & PAGE NUMBER			WORKBOOK OR ACTIVITY CONTENTS
		88.	Test Paper 2	Page # 56	Complete Exercise A and B.	
		89.	Test Paper 2	Page # 56	Complete Exercise C. Answer the following questions	
		90.	Test Paper 2	Page # 57	Activity : Let's Play the Game on the Computer	

Note: This breakup is provided for your daily planning. Daily lesson planning is the responsibility of the concerned teacher.